



2005 Sun Devil Baseball

ASU Media Relations
(P) 480-965-6594
(F) 480-965-5408
Baseball SID Contact: Jeff Evans
E-Mail: Jeff.Evans@asu.edu
Website: www.TheSunDevils.com

2005 Record: 16-12, 0-0 Pac-10
2005 Home Record: 9-4
2005 Road/Neutral Record: 7-8
2005 vs. Ranked Opponents 4-10
ASU All-Time Record: 2,374-1,166-6
Head Coach: Pat Murphy (790-379-4)

**** Five-Time NCAA National Champions (1965, 1967, 1969, 1977, 1981) ****

2005 Schedule and Results

(16-12, 0-0 Pac-10)

DATE	OPPONENT	RESULT/TIME
1/28	Long Beach State (#14)	L, 3-7
1/29	Long Beach State (#14)	W, 8-6
1/30	Long Beach State (#14)	L, 1-11
2/4	New Mexico State#	W, 12-0
2/5	Gonzaga#	W, 10-8
2/6	Oregon State#	L, 6-12
2/7	New Mexico State#	W, 11-10
2/11	South Alabama^	W, 7-2
2/12	Oklahoma^	W, 7-5
2/13	Gonzaga^	L, 0-2
2/15	at Arizona (#9)	L, 6-7 (14)
2/18	at Tulane (#1)	L, 2-8
2/19	at Tulane (#1)	L, 2-7
2/20	at Tulane (#1)	L, 3-9
2/23	at Arizona (#7)	L, 5-11
2/25	Baylor (#8)	W, 5-3
2/26	Baylor (#8)	W, 12-4
2/27	Baylor (#8)	L, 7-8 (10)
3/4	vs. North Carolina\$ (#4)	W, 4-3 (11)
3/5	at East Carolina\$	W, 10-3
3/6	vs. Ohio State\$	W, 3-0
3/11	at LSU (#5)	L, 5-6
3/12	vs. Western Illinois	W, 19-1
3/13	vs. Western Illinois	W, 30-13
3/13	at LSU (#5)	L, 3-20
3/18	Oklahoma	W, 5-4
3/19	Oklahoma	W, 5-1
3/20	Oklahoma	W, 6-5
3/24	at USC* (#21)	6 p.m.
3/25	at USC* (#21)	6 p.m.
3/26	at USC* (#21)	1 p.m.
4/1	Wright State	6:30 p.m.
4/2	Wright State	6:30 p.m.
4/3	Wright State	1 p.m.
4/8	at California*	2 p.m.
4/9	at California*	1 p.m.
4/10	at California*	1 p.m.
4/15	Stanford*	6:30 p.m.
4/16	Stanford*	6:30 p.m.
4/17	Stanford*	1 p.m.
4/22	UCLA*	6:30 p.m.
4/23	UCLA*	6:30 p.m.
4/24	UCLA*	1 p.m.
4/29	at Oregon State*	5 p.m.
4/30	at Oregon State*	1 p.m.
5/1	at Oregon State*	1 p.m.
5/4	Utah Valley State	6:30 p.m.
5/14	Arizona*	6:30 p.m.
5/15	Arizona*	1 p.m.
5/16	Arizona*	6:30 p.m.
5/20	at Washington*	6:30 p.m.
5/21	at Washington*	1 p.m.
5/22	at Washington*	1 p.m.
5/27	Washington State*	6:30 p.m.
5/28	Washington State*	6:30 p.m.
5/29	Washington State*	1 p.m.

* Pac-10 Game, # Bob Schaefer Memorial Tournament

^ Coca-Cola Classic (Surprise, Ariz.)

\$ Keith LeClair Invitational

Sports Weekly/ESPN	Baseball America
RV	NR
Collegiate Baseball	BoysWorld RPI
NR	#19

Games 29-31

Road 16-18

2005 Sun Devil Baseball Game Notes



Arizona State Sun Devils (16-12, 0-0 Pac-10) vs. USC Trojans (13-6, 0-0 Pac-10)

Los Angeles, Calif. • Dedeaux Field (2,500) • Mar. 24-26, 2005



PROBABLE PITCHERS

Mar. 24 at USC, 6 p.m. PT/7 p.m. MT
ASU - Zechry Zinicola, RHP (2-2, 5.40 ERA)
USC - Ian Kennedy, RHP (2-1, 3.60 ERA)

Mar. 25 at USC, 6 p.m. PT/7 p.m. MT
ASU - Erik Averill, LHP (4-2, 3.32 ERA)
USC - Brett Bannister, RHP (4-1, 3.90 ERA)

Mar. 26 at USC, 1 p.m. PT/2 p.m. MT
ASU - Pat Bresnehan, RHP (1-2, 4.44 ERA)
USC - Zack Kalter, RHP (2-2, 1.88 ERA)

MEDIA EXPOSURE

ASU returns to the airwaves this weekend with all three games of the Pac-10 opening series against USC broadcast locally on KDUS 1060 AM with Tim Healey and Bob Eger calling all the action from the Dedeaux Field press box. All 24 Pac-10 games are scheduled to be broadcast on KDUS 1060 AM and also on the internet. Every game this season will be able to be followed via GameTracker on the Internet at www.thesundevils.com.

ASU VS. USC

All-Time Record vs. USC: 82-90
ASU vs. USC (last 10 games): 4-6
ASU vs. USC (last 20 games): 8-12
ASU All-Time at Dedeaux Field: 28-47

NATIONAL RANKINGS

The Sun Devils are receiving votes in both the ESPN/Sports Weekly Coaches poll and also in the NCBWA rankings... USC (13-6) is ranked No. 21 by ESPN/Sports Weekly and No. 23 by Baseball America... ASU has played 14 of its 28 games this season against teams that have appeared in the national rankings at some point this season.

FUN FACTS

Junior Travis Buck has recorded at least one hit in 12 of his last 13 games and has 10 multi-hit games during that stretch of games... senior Jeff Larish ranks second in the NCAA and first in the Pac-10 with 10 home runs... the Sun Devils have won 10 of their last 13 games, including going 8-2 in the month of March... junior LHP Erik Averill has three complete games and leads the Pac-10 with 52.1 IP... the three games at USC will mark a string of 18 of the last 24 games the Sun Devils will play on the road... ASU head coach Pat Murphy needs 10 more wins to reach 800.

What's On Tap:

The Sun Devils (16-12, 0-0 Pac-10) take back to the road this weekend with a three-game series against USC (13-6, 0-0 Pac-10) to open the 2005 Pac-10 slate. ASU is coming off a weekend sweep of the Oklahoma Sooners and head into the conference opener having won 10 of its last 13 games. The Sun Devils and Trojans will play an unconventional Thursday-Saturday series to accommodate the Easter weekend. The Devils were predicted to finish third in the conference standings by the Pac-10 coaches and by Baseball America, and second by Collegiate Baseball. USC leads the all-time series against ASU 90-82 and has won four of the six conference series since the Pac-10 joined the North and South divisions in 1999. Following the series at USC, ASU will return home for its final non-conference series of the year against Wright State (Apr. 1-3).

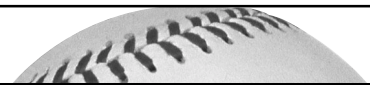
Quick Hits:

- ASU set a school record with 35 hits in the 30-13 win over Western Illinois (3/13). Travis Buck went 6-for-8.
- 11 of ASU's 12 losses this season have come against teams that have appeared in the national rankings.
- The Sun Devils are scheduled to face their eighth preseason All-American pitcher this weekend in Ian Kennedy.
- ASU has played half of its schedule (14 of 28) against ranked teams and have No. 23/21 USC on tap this weekend.
- ASU has been road warriors this season playing 18 of its first 31 games away from Packard Stadium.
- 16 Sun Devils, including 10 true freshmen, have made their debuts in the Maroon and Gold this season.
- 12 players have at least one SB this season and ASU leads the Pac-10 with 51 stolen bases (51-for-69).
- After 28 games the Sun Devils have 11 triples, surpassing the season total of seven triples in 59 games in 2004.
- ASU owns a 229-100-1 record for a .695 winning percentage this decade (2000-P).
- Of ASU's 56 games this season, 28 will be played against teams that played in the 2004 NCAA Tournament (50%).
- Senior Jeff Larish ranks second the NCAA with 10 home runs and seventh in ASU history with 38 career homers.
- Sr. Tuffy Gosewisch is only the second player in ASU history to start three seasons at catcher (Don Wakamatsu).
- Travis Buck has raised his batting average 125 points (.246-.371) by going 31-for-63 (.492) over his last 13 games.
- In 28 games this season ASU has used 23 different starting batting lineups and 18 different defensive lineups.
- Joey Hooft returned to the lineup after sitting out 11 games with a hamstring injury and went 3-for-5 vs. Oklahoma.
- Senior catcher Tuffy Gosewisch has thrown out 13 of 32 attempted base stealers this season (41%).
- Freshman reserve catcher Austin Stockfisch has hits in four straight at-bats and is hitting .800 (4-for-5).
- Jeff Larish recorded six walks last weekend and has 19 this year and 161 in his career. Four of the walks were IBB.
- Colin Curtis has ASU's longest active hitting streak at seven games. Overall he is hitting .342 with 20 RBI.
- Travis Buck was teammates on the USA Baseball National Team with USC's Jeff Clement and Ian Kennedy.



ARIZONA STATE UNIVERSITY

Sun Devil Baseball 2005



2005 National Polls

Baseball America (3/21)

1.	Cal State Fullerton	16-4
2.	Tulane	19-3
3.	LSU	17-4
4.	Texas	21-4
5.	Georgia Tech	19-2
6.	Miami	20-5
7.	Mississippi	17-4
8.	Arkansas	18-2
9.	South Carolina	17-3
10.	Baylor	15-7
11.	Florida	16-6
12.	Stanford	12-7
13.	Arizona	16-9
14.	Texas A&M	17-7
15.	Rice	15-8
16.	North Carolina	15-5
17.	Florida State	24-4
18.	Oregon State	16-3
19.	College of Charleston	16-4
20.	Nebraska	18-2
21.	Texas Tech	17-6
22.	Texas Christian	14-7
23.	Southern California	13-6
24.	Mississippi State	13-3
25.	Central Florida	23-4

Sports Weekly/ESPN (3/21)

1.	Cal State Fullerton	16-4
2.	Tulane	19-3
3.	LSU	17-4
4.	Texas	21-4
5.	Arkansas	18-2
6.	South Carolina	17-3
7.	Miami (Fla.)	20-5
8.	Georgia Tech	19-2
9.	Mississippi	17-4
10.	Stanford	12-7
11.	Baylor	15-7
12.	Florida State	24-4
13.	Arizona	16-9
14.	Rice	15-8
15.	Texas A&M	17-7
16.	Nebraska	18-2
17.	North Carolina	15-5
18.	Florida	16-6
19.	Texas Tech	17-6
20.	UL Lafayette	19-4
21.	USC	13-6
22.	Wichita State	19-5
23.	Oregon State	16-3
24.	Mississippi State	13-3
25.	Vanderbilt	14-5

Collegiate Baseball (3/21)

1.	Cal State Fullerton	16-4
2.	Tulane	19-3
3.	LSU	17-4
4.	Georgia Tech	19-2
5.	Arkansas	18-2
6.	South Carolina	17-3
7.	Texas	21-4
8.	Florida State	24-4
9.	Nebraska	18-2
10.	Miami, Fla.	20-5
11.	North Carolina	15-5
12.	Florida	16-6
13.	Baylor	15-7
14.	Stanford	12-7
15.	Texas A&M	17-7
16.	Arizona	16-9
17.	Mississippi State	13-3
18.	Mississippi	17-4
19.	UL Lafayette	19-4
20.	Central Florida	23-4
21.	Wichita State	19-5
22.	Michigan	11-3
23.	USC	13-6
24.	Rice	15-8
25.	Coastal Carolina	17-3

Recapping Last Weekend:

The Sun Devils head into conference play coming off a series sweep of the University of Oklahoma Sooners last weekend. ASU won Friday's opener 5-4 on a walk-off solo home run from senior Jeff Larish and clinched the series with a 5-1 victory on Saturday behind a complete-game five hitter from junior left-hander Erik Averill. ASU clinched the series sweep with a 6-5 come-from-behind victory on Sunday. Travis Buck went 3-for-3 with three runs scored and hit his second home run of the season to help ASU to its first non-conference series sweep in over a year. With the game tied 3-3 in the bottom of the seventh inning, senior second baseman Joey Hooft hit a three-run double that stood up as the game-winning hit. Senior Jason Urquidez notched his first career save with two scoreless innings. Buck led the Devils at the plate going 7-for-13 (.538) with five runs scored and Hooft returned from his hamstring injury to go 3-for-5 (.600) with four RBI. Senior Jeff Larish started all three games in left field and hit .500 (4-for-8) with a home run and recorded six walks. The pitching staff combined for a 3.00 ERA in the series with Averill leading the way with his third complete game of the year. Urquidez also notched a win and a save out of the bullpen.

A Good Omen:

Through the halfway point of the 2005 season the Sun Devils are 16-12. The last time ASU was 16-12 after 28 games was in 1998 when the Sun Devils last advanced to the College World Series and played for the National Championship. In both 1998 and earlier this season, ASU tied a school record earlier this season by losing six straight games. After enduring the six-game losing streak in 1998, ASU finished up strong winning 18 of its last 27 regular season games that season to earn a spot in the NCAA Tournament.

The Starting Pitchers:

Thursday - Zechry Zinicola, RHP (San Bernadino, Calif.)

Will be making his sixth start of the season on the mound Thursday vs. USC... is 2-2 with one save and a 5.70 ERA in nine pitching appearances this season... is 0-2 with 5.55 ERA and 21 strikeouts in 24.1 IP in five starts this season... in his last start he was perfect through the first three innings, then allowed four runs on four walks, three hit-by-pitches and two wild pitches over his final two innings while taking the no-decision... has lasted five or more innings in three of his five starts... opened the year and spent all last season as ASU's closer... named to the NCBWA Stopper of the Year Watch List... tied the ASU freshman record with eight saves last season after going 6-4 with a 4.17 ERA... is 6-4 with nine saves and a 4.17 ERA in 34 career pitching appearances.

Friday - Erik Averill, LHP (Orange, Calif.)

Will be making his Pac-10 leading ninth start of the season Friday against USC... leads the ASU pitching staff going 5-2 with a 2.75 ERA and has recorded 47 strikeouts and only 10 walks in 52.1 IP this season... ranks eighth in the Pac-10 in ERA (2.75) and fifth in strikeouts (47)... coming off his best start of the season in which he recorded his third complete game of the year... limited Oklahoma to only five singles and one unearned run, while striking out seven... has lasted five or more innings in seven straight starts... earned National Pitcher of the Week honors after striking out career-high 14 batters in complete-game shutout over New Mexico State (2/4)... is 17-8 with a 3.98 ERA in 54 career pitching appearances (27 starts)... owns a career 3-3 record and 5.67 ERA in 18 games in Pac-10 play... has made three pitching appearances vs. USC, going 0-1 with a 6.75 ERA.

Saturday - Pat Bresnehan, RHP (Sherborn, Mass.)

Scheduled to make his first career Pac-10 start this weekend and his sixth start of 2005... is 1-2 with a 4.91 ERA with 30 strikeouts in 29.1 innings... ranks sixth in the Pac-10 with 16 strikeouts looking... in five starts this season is 1-2 with a 7.16 ERA... in his last start against Oklahoma (3/20) he gave up two hits and three runs in 3.0 innings... is 4-4 with five saves and a 4.84 ERA in 34 career pitching appearances (6 GS).

2005 ARIZONA STATE BASEBALL PROJECTED STARTING LINEUP

Arizona State Sun Devils (16-12 Overall, 0-0 Pac-10)

Batting Order	No.	Name (B/T)	Pos	Ht	Wt	Yr	Notes/Key Stats
1	14	Rocky Laguna (R/L)	RF	6-0	170	Fr.	Hitting .294 (15-for-51) with 13 RBI.
or	2	J.J. Sferra (L/L)	CF	5-11	150	Fr.	Speedy CF hitting .253 with three stolen bases.
2	4	Travis Buck (L/R)	3B/RF	6-2	205	Jr.	Hitting .492 (31-for-63) over his last 13 games.
3	11	Jeff Larish (L/R)	LF/1B	6-2	200	Sr.	Leads Pac-10 and second in NCAA with 10 HR.
4	39	Tuffy Gosewisch (R/R)	C	6-0	185	Sr.	Started all 28 games and is hitting .324 with 5 HR.
5	9	Colin Curtis (L/L)	CF	6-1	195	So.	Current 7-game hitting streak. Hitting .342, 20 RBI.
6	18	Willy Fox (R/R)	DH	5-11	190	Fr.	Hitting .320 with four HR and 16 RBI in 12 starts.
7	5	Joey Hooft (R/R)	2B	5-10	175	Sr.	Returned from injury going 3-for-5 last weekend.
8	15	Joe Persichina (L/R)	1B/2B	6-0	192	So.	Can play first or second base. Hitting .227 with 5 RBI.
or	37	Zechry Zinicola (R/R)	DH/1B	6-1	215	So.	Hits in six of last seven games. Hitting .264 (14x53).
or	6	Seth Dhaenens (L/R)	2B	6-1	180	Fr.	Late inning replacement hitting .207 with seven RBI.
9	12	Andrew Romine (B/R)	SS	6-2	170	Fr.	Hitting .264 with 11 RBI while starting all 28 games.

Probable Pitching Rotation:

S/R	No.	Name	Pos	Ht	Wt	Yr	Notes/Key Stats
SP	37	Zechry Zinicola	RHP	6-1	215	So.	2-2 with one save and a 5.70 ERA in nine games.
SP	45	Erik Averill	LHP	6-2	199	Jr.	Leads pitching staff going 5-2 with 2.75 ERA (3 CG).
SP	40	Pat Bresnehan	RHP	6-1	200	So.	1-2 with 4.91 ERA and 30 K in 29.1 IP (5 GS).
Rel	49	Brett Bordes	LHP	5-10	165	Jr.	Has allowed 1 ER in last 13.1 IP (7 G) for (0.68 ERA).
Rel	50	Tony Barnette	RHP	6-2	175	Jr.	Leads Pac-10 with 16 appearances. 2-1, 7.63 ERA
Rel	34	Jason Urquidez	RHP	6-2	170	Sr.	As a reliever is 3-1 with one save and 3.15 ERA (8 G).

*Rotation/Starting Lineup Subject to Change



Sun Devil Baseball 2005

Krawczyk Returns To USC:

The Pac-10 opening series against USC marks a homecoming of sorts for first-year pitching coach Jack Krawczyk. Krawczyk played for years for the Trojans from 1995-98 and is the NCAA single-season and career saves leader. He is widely considered the top relief pitcher in college baseball history after recording 49 saves during his career. He also holds the USC, Pac-10 and NCAA single-season record with 23 saves set during the Trojans 1998 National Championship season. Overall, Krawczyk was 13-8 with a 3.35 ERA in 114 career pitching appearances and was a first-team All-American and All-College World Series selection in 1998. Following his illustrious career at USC, Krawczyk went on to play six professional seasons with three different organizations (Arizona Diamondbacks, Oakland A's, Milwaukee Brewers) and was 30-18 with 28 saves during his minor league career.

Welcome Home:

The trip to Southern California this weekend marks a return home for seven of 31 players on this year's roster. Five of the players (Erik Averill - Orange, Jason Urquidez - Simi Valley, Zechry Zinicola - San Bernadino, Andrew Romine - Lake Forest, Joe Persichina - Rolling Hills Estates) all hail from southern California, while Jeff Landry (Walnut Creek) and DJ Butler (Benicia) are from northern California.

ASU in Pac-10 Openers:

The Sun Devils begin their 27th season in the Conference of Champions with a three-game series this weekend against rival USC. ASU owns an all-time 427-314 (.576) record in Pac-10 play and has won six conference championships (last in 2000). Since the Pac-10 North and Pac-10 South joined in 1999, ASU is 87-57 (.604) in league play and 268-121-1 overall. ASU has lost the last two Pac-10 opening series (both at home) and in 10 seasons under head coach Pat Murphy the Sun Devils have won five of the conference opening series. The Devils last opened league play against USC in 1997, losing two of three to the No. 3 Trojans in what remains the earliest league series in school history (Jan. 31-Feb. 2, 1997).

Larish Leads Pac-10, Second In NCAA in Home Runs:

Senior Jeff Larish hit his Pac-10 leading 10th home run of the season with a walk-off solo homer in the bottom of the ninth inning in ASU's dramatic 5-4 win over Oklahoma last Friday. Larish has hit five home runs in his last six games, including a pair of multi-home run contests in back-to-back games against Western Illinois. He ranks second in the NCAA behind New Mexico State's Mark Aranda. Larish has hit his home runs in bunches this season, with eight of his 10 homers spread across only four days this season. He has three multi-homer games and also hit a home run in each half of a doubleheader against Oklahoma and South Alabama (2/12). Overall, Larish is hitting .324 (36-for-111) with 19 extra base hits. Of his nine home runs this season, he has hit four solo homers, two two-run shots and four three-run bombs. Nine of his 10 homers have also come on the road. Here is a look at the NCAA leaders in home runs as of March 22 (as reported by BoydsWorld.com):

Player	School	HR
Mark Aranda	New Mexico State	11
Jeff Larish	Arizona State	10
Mike Priest	Campbell	9
Justin Baum	Pacific	9
Adam Carr	Oklahoma State	9
Ryan Patterson	LSU	9
Ryan Braun	Miami (Fla.)	9

Larish Climbs ASU Career Charts:

With his five home runs over the last six games and 10 on the season, senior Jeff Larish now ranks in the top 10 in ASU career history in home runs (38), RBI (197) and walks (161). His 38 home runs are tied for seventh in the record books, only two away from tying Andrew Beinbrink (1996-99) and moving into the career top five. His 197 RBI currently are seventh most in school history and his 161 walks are ranked second. Larish is also nearing the career top 10 for at-bats (710), runs scored (185), hits (238), doubles (47) and total bases (411). Through 28 games, Larish is hitting .324 (36-for-111) and has been especially hot with hits in six of his last seven games, going 13-for-27 (.481) during that stretch of games to raise his batting average from .273 to .324 (51 points). Here is a look at Larish's career statistics as a Sun Devil:

Year	Avg	GP-GS	AB	R	H	2B	3B	HR	RBI	BB	SO	SB-ATT
2002....	.328	34-33	128	31	42	4	3	3	24	19	0-1	
2003....	.372	65-64	234	80	87	18	2	18	95	78	42	3-5
2004....	.308	57-57	237	46	73	17	0	7	49	35	50	3-7
2005....	.324	28-28	111	28	36	8	1	10	29	19	26	3-3
TOTAL...	.335	184-182	710	185	238	47	6	38	197	161	137	9-16

Gosewisch Named To Johnny Bench Award Watch List:

Arizona State senior starting catcher Tuffy Gosewisch has been named to the watch list for the 2005 Johnny Bench Catcher of the Year Award. ASU's three-year starter behind the plate was also named one of 15 semifinalists for the 2004 Bench Award. Gosewisch is in his third year as ASU's everyday starting catcher and has caught all but seven innings of ASU's 28-game schedule so far in 2005. He is only the second three-year starting catcher in Sun Devil baseball history, joining former major leaguer and current Texas Ranger bench coach Don Wakamatsu. The senior backstop has gotten off to a torrid start in 2005 and is among the team leaders in several offensive categories. He is hitting .324 (34-for-105) with five doubles, five home runs and 27 RBI. He has recorded at least one hit in 21 of 28 games and has tabbed nine multi-hit and nine-multi-RBI games this season. As stellar as his offensive production has been, Gosewisch has made the most impact behind the plate. He has a perfect 1.000 fielding percentage on 243 total chances. He has also thrown out 13 of 32 attempted base stealers (41%). Arizona State has a long tradition with the Johnny Bench Catcher of the Year Award, with Casey Myers being selected as a finalist in 2000 and 2001.



ASU HEAD COACH

Pat Murphy



Since inheriting the Sun Devil program in August of 1994, Arizona State Baseball Head Coach Pat Murphy has carefully nurtured the tradition of excellence in Tempe, at the same time establishing himself as one of the top collegiate head coaches in the nation. He has guided Arizona State to top-12 national rankings in four of the past eight seasons, including an appearance in the 1998 College World Series national championship game. Murphy has combined to go 417-208-1 in his 11 seasons in Tempe and posts an all-time 29-22 record in NCAA Tournament action. He has a career 790-379-4 record in 21 seasons as a head coach. Murphy recorded his 700th victory at the Division I level on April 2, 2004 in a 10-3 win over USC. In 18 seasons split between Notre Dame and ASU, Murphy has averaged over 40 wins per season. ASU set an NCAA record scoring in 506 consecutive games from 1995-2004 and set the NCAA record with 14 grand slams in 2004.

Month by Month at ASU:

January	41-6
February	107-42
March	105-66-1
April	95-55
May	64-33
June	5-7

Pat Murphy at ASU

Record at ASU	417-208-1
Pac-10	148-115
Non-Conference	266-93-1
NCAA Tournament	20-14

Opening Day Record	9-2 (16-2 overall)
Earliest Start	Jan. 15, 1999 (Utah)
Latest Start	Feb. 6, 2004 (Florida State)

Pat Murphy Year-by-Year

Career Record: 790-379-4/20th season
Division I Record: 735-324-2/18th season
Arizona State Record: 417-208-1/11th season

Year	School	Overall
2005	Arizona State	16-12
2004	Arizona State	41-18
2003	Arizona State	54-14
2002	Arizona State	37-21
2001	Arizona State	37-20-1
2000	Arizona State	44-15
1999	Arizona State	39-21
1998	Arizona State	41-23
1997	Arizona State	39-22
1996	Arizona State	35-21
1995	Arizona State	34-21
1994	Notre Dame	46-16
1993	Notre Dame	46-16
1992	Notre Dame	48-15
1991	Notre Dame	45-16
1990	Notre Dame	46-12
1989	Notre Dame	48-19-1
1988	Notre Dame	39-22
1987	Claremont-Mudd Scripps	21-18-1
1986	Claremont-Mudd Scripps	24-16
1983	Maryville (Tenn.)	10-21-1

Sun Devil Baseball 2005

The Larish Record Watch

Career Home Runs:

1. Bob Homer (1976-78)	56
2. Mike Kelly (1989-91)	46
3. Barry Bonds (1983-85)	45
4. Dan Rumsey (1986-89)	44
5. Andrew Beinbrink (1996-99)	40
6. Casey Myers (1998-2001)	39
7. Mitch Jones (1999-2000)	38
8. Jeff Larish (2002-P)	38
9. Jeremy West (2001-03)	36
10. Ted Dyson (1983-87)	36
Mike Sodders (1980-81)	36

Career RBI:

1. Andrew Beinbrink (1996-99)	283
2. Casey Myers (1998-2001)	275
3. Clay Westlake (1973-76)	250
4. Bob Homer (1976-78)	229
5. Antone Williamson (1992-94)	203
6. Alvin Davis (1979-82)	200
7. Jeff Larish (2002-P)	197
8. Mike Kelly (1989-91)	194
Ken Landreaux (1974-76)	194
10. Alan Bannister (1970-72)	177

Career Hits:

1. Clay Westlake (1973-76)	322
2. Andrew Beinbrink (1996-99)	318
3. Casey Myers (1998-2001)	313
4. Dustin Pedroia (2002-04)	298
5. Gary Atwell (1970-73)	286
6. Mikel Moreno (1995-98)	277
7. Antone Williamson (1992-94)	264
8. Bob Homer (1976-78)	262
9. Dan Rumsey (1986-89)	261
10. Rick Peters (1974-77)	251
Jeff Larish (2002-P)	238

Career Total Bases:

1. Andrew Beinbrink (1996-99)	547
2. Clay Westlake (1973-76)	505
3. Casey Myers (1998-2001)	494
4. Bob Homer (1976-78)	492
5. Dan Rumsey (1986-89)	469
6. Antone Williamson (1992-94)	443
7. Barry Bonds (1983-85)	438
8. Dustin Pedroia (2002-04)	423
9. Ken Landreaux (1974-76)	420
Jeff Larish (2002-P)	411

Career Walks:

1. Alvin Davis (1979-82)	207
2. Jeff Larish (2002-P)	161
3. Andrew Beinbrink (1996-99)	154
4. Clay Westlake (1973-76)	148
5. Doug Newstrom (1991-93)	131

Single-Season Walks:

1. Alvin Davis (1982)	87
2. Jeff Larish (2003)	78
3. Doug Newstrom (1993)	71
4. Doug Baker (1982)	70

Single-Season RBI:

1. Chris Bando (1978)	102
2. Bob Homer (1978)	100
Mike Sodders (1981)	100
4. Casey Myers (2000)	97
5. Jeff Larish (2003)	95

National/Pac-10 Awards

Pac-10 Player of the Week:

Travis Buck Mar. 1

National Player of the Week:

Averill (Feb. 7) Collegiate Baseball
Averill (Feb. 8) NCBWA

Clemens Award Watch List:

Erik Averill
Jason Urquidez

Wallace Award Watch List:

Travis Buck

Bench Catcher of the Year Watch List:

Tuffy Gosewisch

NCBWA Stopper of the Year:

Zechry Zinicola

SEBaseball.com Team of the Week:

Arizona State Mar. 7

Arizona State Career Stats vs. USC Trojans:

Player	Avg.	G	AB	R	H	RBI	2B	3B	HR	SB
Buck	.522	6	23	4	12	5	3	0	0	1
Curtis	.333	3	9	3	3	0	1	0	0	1
Dhaenens	.333	2	3	1	1	0	0	0	0	0
Larish	.281	9	32	7	9	7	1	0	1	1
Persichina	.250	3	4	0	1	0	0	0	0	0
Zinicola	.250	2	4	0	1	1	1	0	0	0
Gosewisch	.143	6	21	4	3	3	1	0	0	0

Player	ERA	W-L	SV	G	IP	H	R	ER	BB	SO
Urquidez	3.24	1-0	0	1	8.1	7	3	3	6	7
Averill	6.75	0-1	0	3	10.2	14	8	8	1	5
Bresnehan	6.75	0-0	0	1	2.2	3	2	2	1	3
Bordes	9.00	1-0	0	3	2.0	4	2	2	4	1
Zinicola	13.50	0-0	0	1	3.1	4	5	5	1	2
Andes	99.00	0-0	0	2	0.1	6	5	4	1	0

Series History vs. USC:

The Sun Devils and Trojans have met on the Diamond 172 times dating back to the first meeting on March 30, 1961. USC leads the all-time series 90-82 and has won six of the last 10 and 12 of the last 20 meetings against the Sun Devils. ASU and USC have combined for 17 national championships, with the Sun Devils winning five (last in 1981) and the Trojans winning an NCAA leading 12 (last in 1998). In ASU's last trip to Dedeaux Field in 2003, ASU won the series winning two of the three games. USC won the final two games of last year's series at Packard Stadium to take the series.

Last Time at Dedeaux Field:

ASU hasn't had the best of luck at Dedeaux Field over the years, but earned a series win over the Trojans in its last trip to Los Angeles in 2003. The Sun Devils last played USC on the road March 28-30, 2003 and won the first (11-4) and third (7-5) games to win its first three-game conference series at Dedeaux Field since a three-game sweep in 1993. Then in his freshman season, Travis Buck earned the first of his four Pac-10 Player of the Week awards by going 8-for-11 (.727) with three runs, three RBI and four walks. Carlos Arguello (2 G, 3.1 IP, 2.70 ERA) and Brett Bordes earned wins in the series.

Scouting USC:

The Trojans enter their Pac-10 opening series with a 13-6 record and winners of four straight and six of their last seven. USC was supposed to play a non-conference game Tuesday against Pepperdine, but was rained out. The Trojans are coming off a successful weekend in which they went 3-0 at the UC Irvine Tournament, including gaining a pair of shutouts over Stony Brook (10-0) and the host Anteaters (5-0). The Trojan pitching staff has combined for a 3.62 team ERA and heads into Thursday's game with a streak of 23 consecutive scoreless innings. Preseason All-American RHP Ian Kennedy leads the pitching staff going 2-1 in five starts and has 40 strikeouts in 30.0 IP. The starting pitching trio of Kennedy, Zack Kalter (2-2, 1.88 ERA) and Brett Bannister (4-1, 3.90 ERA) have combined to go 8-4 with a 3.15 ERA. At the plate the Trojans are hitting .282 (177-for-628) with 38 doubles, five triples, eight home runs and are 11-for-25 stealing bases. Outfielder/DH Cyle Hankerd leads the team and ranks seventh in the Pac-10 hitting .394 (26-for-66) with six doubles and 17 RBI. Preseason All-American junior catcher Jeff Clement is hitting .308 (20-for-65) with four home runs and 18 RBI. In addition to starting the year 13-6, the Trojans are also in line to gain another win after leading nationally ranked Cal State Fullerton 7-2 with one out in the top of the eighth inning in a halted game due to rain (2/20). The game will be completed on April 20, followed by another nine-inning contest against the defending national champion Titans at Goodwin Field in Fullerton, Calif.

2005 ARIZONA STATE BASEBALL PRESEASON AWARDS

Baseball America Preseason All-Americans:

Travis Buck - 1st team
Jeff Larish - 3rd team

Baseball America Preseason All-Pac-10:

Jeff Larish - DH
Travis Buck - OF

Baseball America Top Pac-10 Newcomers:

Andrew Romine - No. 2

Baseball America Top Pac-10 Prospects:

Travis Buck - No. 3
Jeff Larish - No. 10

Baseball America Pac-10 Best Tools:

Travis Buck - Best Outfield Arm
Travis Buck - Best Athlete
Jeff Larish - Best Strike-Zone Discipline
Zechry Zinicola - Best Fastball

Baseball America's Fab 50 By Class:

Freshman:

Andrew Romine - No. 3
J.J. Sferra - No. 33

Sophomores:

Colin Curtis - No. 26

Juniors:

Travis Buck - No. 13

Seniors:

Jeff Larish - No. 1
Jason Urquidez - No. 6

Collegiate Baseball Preseason All-Americans:

Travis Buck - 3rd team
Jason Urquidez - 3rd team
Jeff Larish - 3rd team

NCBWA Preseason All-Americans:

Travis Buck - 2nd team
Jason Urquidez - 2nd team



Sun Devil Baseball 2005

Buck Continues Hot Hitting:

Junior Travis Buck continued his torrid streak at the plate hitting .538 (7-for-13) with one double, one triple, one home run and two RBI. The preseason All-American has raised his batting average 125 points from .246 to .371 over the last 13 games while batting .492 (31-for-63) with six doubles, three triples, two home runs and 17 RBI. During that stretch of games he has recorded 10 multi-hit games and has recorded 17 of his 21 RBI on the season. The Wallace Award Player of the Year candidate leads the team in hitting at .371 (46-for-124) with 10 doubles, 21 RBI and eight stolen bases. He also leads the team with 14 multi-hit games and paces the Pac-10 with 46 hits. His name also appears among the league leaders in runs (31, 3rd), doubles (10, 2nd), triples (3, 2nd), total bases (68, 4th) and stolen bases (8, 4th). With his outstanding week at the plate against Baylor (.571, 8-for-14, 6 H, 6 RBI, Buck was named the Pac-10 Player of the Week and was also named to the College Baseball Foundation Honor Roll. The Player of the Week honor was the fourth career award for Buck, while it was the 75th such honor for Arizona State University. He also won the award twice last season (Mar. 2, Mar. 9) and once during his freshman season (Apr. 1).

Year	Avg	GP-GS	AB	R	H	2B	3B	HR	RBI	BB	SO	SB-ATT
2003....	.326	66-65	239	59	78	13	3	4	46	35	28	12-14
2004....	.373	59-59	225	64	84	16	1	9	58	41	34	13-16
2005....	.371	28-28	124	31	46	10	3	2	21	9	17	8-11
TOTAL...	.354	153-152	588	154	208	39	7	15	125	85	79	33-41

Buck Prefers Hitting Second:

In his three seasons as a Sun Devil, junior right fielder Travis Buck has enjoyed his most success while hitting in the No. 2 spot in the lineup. In 91 career games in the No. 2 spot in the lineup, Buck is a career .416 (148-for-356) hitter with 113 runs scored, 12 home runs and 90 RBI. While hitting No. 2, Buck has accounted for 72% of his run production (90 of 125 RBI), 73% of his runs scored (113 of 154), 80% of his home runs (12 of 15) and 71% of his total hits (148 of 208). This season Buck is hitting .493 (35-for-71) with 22 runs scored and 17 RBI in 15 games batting in the second spot. He has combined to hit just .208 (11-for-53) this season when batting either leadoff (.118, 2-for-17) or third (.250, 9-for-36). Overall, the preseason All-American is a career .354 hitter (208-for-588) with 154 runs scored, 15 home runs and 125 RBI.

Position Changes for Buck and Larish:

Junior preseason All-American Travis Buck was highly regarded as arguably the best outfielder in the Pac-10 and is listed by several publications as a possibility to be the highest drafted college outfielder in the 2005 MLB Amateur Draft. But, Buck won't be spending much time in the outfield as he has moved to third base. After starting the first 145 games of his ASU career in left or right field, Buck has made six of his last seven starts at the hot corner. The former prep shortstop has also held his own, making only two errors and recorded an ASU single-game high with seven assists against Oklahoma (3/19). Senior Jeff Larish has also shown to be versatile in the field, starting games at three different positions (3B/1B/LF). In the 19-1 win over Western Illinois (3/12), Larish played four different positions -- 1B/SS, LF, CF.

A Tough Slate For The Sun Devils:

After having the top-rated non-conference schedule in the nation last season, the Sun Devil baseball program has set another challenging slate for the 2005 season. ASU's rigorous 2005 schedule includes 23 games against eight teams ranked in the *Sports Weekly/ESPN* preseason top 25. Seventeen (17) of ASU's first 31 games are against teams ranked that have been ranked in the national polls at some point this season. Here is a look at the games ASU has played against ranked opponents this season:

Team	Games	Ranking vs. ASU	Current Ranking	Highest Ranking	Current Record
Tulane	3	#1 (BA)	#1 (NCBWA)	#1 (BA)	19-3
North Carolina	1	#4 (CB)	#11 (CB)	#4 (CB)	15-5
LSU	2	#5 (CB/BA/SW)	#3 (BA)	#2 (BA)	17-4
Arizona	2	#9 (SW)/#7 (SW)	#13 (BA)	#7 (SW)	16-9
Baylor	3	#8 (BA)	#10 (BA)	#8 (BA)	15-7
Long Beach State	3	#14 (CB)	#30 (CB)	#12 (SW/CB)	16-9
Oregon State	1	NR	#14 (NCBWA)	#14 (NCBWA)	16-3
USC	3	#21 (BA)	#21 (BA)	#21 (BA)	13-6

Hitting Streaks:

Four Sun Devils currently have hitting streaks of two or more games heading into the weekend series against USC. Sophomore Colin Curtis is riding his second seven-game hitting streak of the season. During his current streak he is batting .344 (11-for-32) with seven runs scored, four doubles and five RBI. Travis Buck has his season-high nine-game streak snapped by going 0-for-3 vs. LSU (3/13), but has recorded at least one hit in 14 of his last 16 games and has a current three-game streak (.538, 7-for-13, 5 R, 2 RBI). Here is a look at ASU players with current hitting streaks:

Player	Current Streak	Statistics During Streak
Colin Curtis	7 Games	.344, 11-for-32, 7 R, 4 2B, 5 RBI
Travis Buck	3 Games	.538, 7-for-13, 5 R, 2B, 3B, HR, 2 RBI
Joey Hooft	2 Games	.600, 3-for-5, 2B, 4 RBI
Austin Stockfisch	2 Games	1.000, 4-for-4, 2 R, RBI

Quick Hits... Part 2:

- ... Junior LHP Brett Bordes has given up only one earned run in his last 7 appearances (13.1 IP) for a 0.68 ERA.
- ... ASU's team batting average has jumped from .278 to .300 (22 points) over the last six games.
- ... Freshman RHP Seth Garrison posted four shutout innings and earned a save in his last outing (3/12 vs. WIU).
- ... ASU is batting only .179 (5-for-28) with the bases loaded, but hitting .308 with runners in scoring position.
- ... The Devils have scored 95 of their 197 runs (48%) with two outs and have 80 two-out RBI.

2005 Statistical Comparison

Category	ASU	USC
Games	28	19
Average	.300	.282
Runs	197	107
Hits	302	177
2B	56	38
3B	11	5
HR	23	8
SB	51	11
SLG%	.446	.396
ERA	4.90	3.62
SO	222	141
BB	94	61

Devils in the Polls...

	BA	SW	CB	NCBWA
PS	9	9	11	9
2/7	12	13	18	17
2/14	11	18	23	15
2/21	NR	RV	NR	RV
2/28	NR	RV	NR	RV
3/7	NR	RV	NR	RV
3/14	NR	RV	NR	RV
3/21	NR	RV	NR	RV
3/29	--	--	--	--
4/4	--	--	--	--
4/11	--	--	--	--
4/18	--	--	--	--
4/25	--	--	--	--
5/2	--	--	--	--
5/9	--	--	--	--
5/16	--	--	--	--
5/23	--	--	--	--
5/30	--	--	--	--

ASU Quick Facts/Notes

2005 Team Information

Letterman Returning/Lost	15/8
Pitchers	7/4
Position Players	8/4
Starters Returning/Lost	12/5
Top Pitchers	5/1
Top Position Players	7/4
Newcomers	14

2004 in Review

Record	41-18
Home	25-9
Away	16-9
Pac-10 Record (Finish)	13-11 (4th)
Home	6-6
Away	7-5
Final Rankings	22 (BA), 20 (SW), 23 (CB)

Arizona State Postseason History

NCAA Appearances	28
NCAA Record	129-55 (.707)
CWS Appearances	18
National Championships	5
CWS Runner-Up Finishes	5
Last CWS Appearance	1998 (2nd)
College World Series Record	55-30 (.647)
Regional Titles (last)	13 (2003)

Baseball History

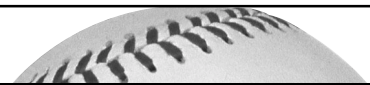
All-Time Record	2,374-1,166-6
Early Record	333-338-5
Modern Record	2,041-821-1
Packard Stadium	852-248-1 (31)
Best Record All-Time	59-8 (1973)
School Record Wins in a Season	65 ('76)

Media Relations Information

Baseball Contact	Jeff Evans
Evans' E-Mail	jeff.evans@asu.edu
Evans' Direct Line	(480) 965-6594
Evans' Cell	(480) 734-7791
Phone	(480) 965-6592
Fax	(480) 965-5408
Packard Box Phone	(480) 727-7253
Website	www.TheSunDevils.com
Evans' Record at ASU	185-85-1



Sun Devil Baseball 2005



2005 Pac-10 Baseball

Team	Pac-10	Overall
Oregon State	0-0	17-3
Arizona	0-0	16-9
California	0-0	16-9
Arizona State	0-0	16-12
Washington State	0-0	15-10
Washington	0-0	13-8
USC	0-0	13-6
Stanford	0-0	12-7
UCLA	0-0	7-13

Where ASU Ranks in the Pac-10

Team Offensive Rankings:

Avg.	300	4th
Runs	197	2nd
Hits	302	2nd
Doubles	56	2nd
Triples	11	2nd
Home Runs	23	3rd
RBI	177	3rd
OB %	378	5th
SLG %	446	5th
Walks	110	2nd
Stolen Bases	51	1st

Team Pitching/Defense Rankings:

ERA	4.90	8th
Strikeouts	222	2nd
Wins	16	t-1st
Saves	4	5th
Opposing Avg.	280	9th
Innings Pitched	253.2	1st
Walks	94	8th
FLD %	954	8th

Jeff Larish:

Home Runs	10	1st
RBI	29	4th
Runs	28	4th
Hits	36	10th
Doubles	8	6th
Total Bases	76	2nd
Walks	19	4th
Slugging %	685	5th

Travis Buck:

Runs	31	3rd
Hits	46	1st
Doubles	10	2nd
Triples	3	2nd
Total Bases	68	4th
Stolen Bases	8	4th

Colin Curtis:

Hits	38	6th
Walks	20	2nd
Stolen Bases	8	4th

Tuffy Gosewisch:

RBI	27	5th
Total Bases	56	7th
HBP	7	5th
Sac Flies	4	1st
Home Runs	5	8th
FLD%	1.000	1st

Joey Hooft:

Stolen Bases	6	10th
--------------	---	------

Erik Averill:

ERA	2.75	8th
Innings	52.1	1st
Strikeouts	47	5th
Wins	5	2nd
Games Started	8	1st

Jason Urquidez:

Strikeouts	39	10th
Innings	42.1	6th
Pickoffs	2	1st
Appearances	12	4th

Welcome To the Show:

A total of 16 players have made their ASU debuts in the first 28 games of the season. Four newcomers were in the starting lineup on opening day, including Joey Hooft (DH), Andrew Romine (SS), J.J. Sferra (CF) and Vinny Biancamano (2B). Freshman LHP Josh Satow made his debut in the Maroon and Gold against Western Illinois, becoming the 10th true freshman have made it into a game this season. ASU has now started six true freshman and two redshirt freshman position players this season. The Sun Devil roster consists of 18 of 30 active players that have never seen action before this season.

Triple Your Pleasure:

After 28 games the Sun Devils have 11 triples to rank second in the Pac-10 and have already surpassed the entire season total of seven from last season. Travis Buck ranks second in the league with three triples, while Rocky Laguna has a pair of triples to rank tied for seventh. J.J. Sferra, Andrew Romine, Jeff Larish, Tuffy Gosewisch, Colin Curtis and Joe Persichina have each recorded a three-bagger during the season. In 59 games last season, ASU had only seven triples, ranking 245th of 285 teams in the NCAA.

Devils Facing Big League Arms:

The Sun Devils will face USC right-handed pitcher Ian Kennedy Thursday night, marking the eighth preseason All-American pitcher ASU will face this season. In addition to Kennedy, who is listed by Baseball America as the No. 5 sophomore in the nation and was a third-team preseason All-America selection, the Sun Devils have already faced Cesar Ramos (Long Beach State), Brian Bogusevic (Tulane), Micah Owings (Tulane), Neil Jamison (Long Beach State), P.J. Walters (South Alabama), Mark McCormick (Baylor) and Andrew Miller (North Carolina). ASU also beat a pair of second-round (Trey Taylor) and third-round (Cory VanAllen) draft picks during the Baylor series.

Team Speed:

The Sun Devils lead the Pac-10 in stolen bases and are 51-for-69 (74%) on the season. At one point early in the season the Sun Devils had a streak of 17 consecutive that ended during the Coca-Cola Classic. ASU has three of the top 10 base stealers in the Pac-10, with Travis Buck and Colin Curtis tying for fourth with eight. Senior Joey Hooft ranks 10th with six stolen bases. Redshirt freshman Rocky Laguna tied the ASU single-game record with four stolen bases against New Mexico State (2/7). A total of 12 different Sun Devils have recorded a stolen base and eight players have two or more steals. Buck currently has a string of five straight games with a stolen base. In 2004, ASU had only 56 total stolen bases.

The Luck of the White Shoes:

The Sun Devils have found a small secret to success this season by going 8-2 when wearing white spikes this season. ASU is also 7-1 when wearing their home white "Devils" jersey. The Devils are expected to debut the gray version of their "old school" style jerseys this weekend.

Dominating the Arizona Baseball Rivalry:

Arizona and Arizona State are the only two Division I baseball programs in the state of Arizona and have met 409 times since 1907. While Arizona leads the overall rivalry 222-188, ASU leads the series 165-105 since the school officially adopted the program as a varsity sport in 1959. Additionally, ASU has dominated the rivalry in recent years, winning 16 of the last 22 (16-6) games since 2000. The Sun Devils won four of the five meetings in 2004 and seven of the last 10 overall. Since head coach Pat Murphy took over the program in 1995, ASU is 34-18 (.654) and has never lost a season series to the Wildcats. ASU is 0-2 against Arizona in a pair of non-conference games this season and is schedule to face the Wildcats again in a three-game Pac-10 series May 14-16 in Tempe.

Averill Earns National Pitcher of the Week Honors:

Arizona State junior left-handed pitcher Erik Averill is off to a fast start to the 2005 season and has been named to the watch list for the Roger Clemens National Pitcher of the Year Award. In eight starts he is 5-2 with a 2.75 ERA and has three complete-game victories to his credit. Averill ranks fifth in the Pac-10 with 47 strikeouts and is also eighth with a 2.75 ERA. He has also walked only nine in his eight appearances this season. He was named the Pro-Line Cap National Pitcher of the Week after throwing a complete-game, 14-strikeout shutout against New Mexico State (2/4) and backed that performance up with a complete-game, eight-strikeout win over South Alabama (2/12). The complete-game shutout against NMSU was the first by a Sun Devil since Jared Liebeck beat Long Beach State in 2003 to earn National Pitcher of the Week honors. His 14 strikeouts were also the most by a Sun Devil since Mike Esposito had 17 against Washington in 2002. The back-to-back complete games marks a first for the Sun Devils since 2002 (Robbie McClellan). Here is a look at Averill's career statistics:

Year	ERA	W-L	App	GS	CG	SHO/CBO	SV	IP	H	R	ER	BB	SO
2003....	3.66	8-2	20	15	0	0/3	0	86.0	87	41	35	19	61
2004....	5.19	4-4	26	4	0	0/0	2	76.1	83	50	44	23	56
2005....	2.75	5-2	8	8	3	1/0	0	52.1	53	20	16	10	47
TOTAL...	3.98	17-8	54	27	3	1/3	2	214.2	223	111	95	52	164

Averill Proves To Be Strikeout Machine Since Summer in the Cape:

Adding in his stellar summer performance with the Orleans Cardinals in the prestigious Cape Cod League, junior LHP Erik Averill has registered 109 strikeouts and walked only 25 in the last 116.0 IP. Averill went 5-3 with one save and a 1.70 ERA in 10 games with Orleans.



Sun Devil Baseball 2005

Climbing RPI:

With the series sweep over Oklahoma last weekend, ASU's projected RPI on BoydsWorld.com jumped 17 spots from No. 36 all the way to No. 19. Helped in part by what is widely considered the toughest non-conference schedule in the nation, ASU has played half of its games (14 of 28) against teams that have been ranked in the national polls at some point this season. Here is a look at this week's RPI top 20 as available on BoydsWorld.com.

1. College of Charleston	671	11. Miami (Fla.)	626
2. Baylor	668	12. USC	623
3. Georgia Tech	657	13. Rice	622
4. Tulane	651	14. Ole Miss	622
5. Auburn	646	15. Coastal Carolina	619
6. Cal State Fullerton	641	16. Florida	616
7. Winthrop	638	17. Clemson	614
8. Stanford	634	18. Vanderbilt	614
9. LSU	632	19. Arizona State	612
10. Georgia Southern	628	20. Texas A&M	612

On the Road Again:

The Sun Devils take back to the road this weekend after playing only six of their last 21 games at home at Winkles Field at Packard Stadium. The four-game trip to Baton Rouge, La. (Mar. 11-13), marked the third and final cross-country flight for ASU this season. During the stretch of games, ASU spent four of five weeks on the road, including road trips of seven and eight games. Following the Coca-Cola Spring Training Classic in Surprise, Ariz., ASU played five consecutive road games at Arizona and top-ranked Tulane. After a home series against nationally ranked Baylor (Feb. 25-27), ASU took back to the road for the Keith LeClair Classic hosted by East Carolina University (Mar. 4-6) and then two games each against LSU and Western Illinois (Mar. 11-13) in Baton Rouge, La.

Taking on the Tough Guys:

With three games against No. 23/21 USC this weekend, ASU continues a trend of playing nationally ranked opponents this season. ASU has played half of its games (14 of 28) against ranked teams and will play 18 of the first 31 against teams that will have appeared in the national polls at some point this season. After playing fifth-ranked LSU twice two weekends ago, the Sun Devils have now played 11 of their last 18 games against top 10 opponents. ASU recently concluded a stretch of nine straight games against top 10 opponents, including winning three of the final four games against No. 8 Baylor and No. 4 North Carolina. The Sun Devils have played 15 of their 28 games this season against teams that have been ranked this season, going 4-11 against what could be considered the toughest schedule in the nation. Eleven of ASU's 12 losses have come against teams that have been ranked at some point this season.

A Classy Gesture:

Prior to ASU's game against East Carolina, every player and coach of the Sun Devil baseball team made its way from the playing field to the press box to pay honor to former ECU coach Keith LeClair. The team came up to LeClair's special area in the press box to speak to the former ECU coach who is battling Lou Gehrig's Disease. They presented LeClair and his family an Arizona State jersey signed by every member of the program and expressed their gratitude for being one of the first teams to play at the new stadium named in his honor (Clark-LeClair Stadium).

From Batboy To Center Field:

Freshman outfielder J.J. Sferra is no stranger to the batters box at Packard Stadium, only in 2005 he will be hitting there, instead of picking up bats. The son of 10th-year assistant coach Jay Sferra, the younger Sferra spent several seasons in the late 90's as ASU's batboy, including duties at the 1998 College World Series. After a stellar prep career at Mountain Pointe High School, Sferra has become a mainstay in center field for the Sun Devils. He is listed at the No. 33 top incoming freshman in the nation by Baseball America. He has started 20 of ASU's 28 games this season and is hitting .253 (20-for-79) with three doubles, one triple, six RBI and three stolen bases. He also leads ASU with five bunt base hits and three sacrifice bunts.

Curtis Coming of Age:

Sophomore center fielder Colin Curtis is third on the team with a .342 (38-for-111) batting average and has recorded at least one hit in 22 of 28 games. Curtis is also among the Pac-10 leaders with 20 RBI, 20 walks and eight stolen bases. In addition, Curtis has recorded 12 multi-hit games and has six games with two or more RBI. He set a career-high with four hits in ASU's 7-6 loss in 14 innings to Arizona (2/15). Curtis came up with the game-winning single with two outs in the bottom of the ninth inning in a 11-10 win over New Mexico State (2/7). He was named honorable mention All-Pac-10 as a freshman last season after hitting .300 (57-for-190) with five home runs, 36 RBI and 12 stolen bases.

Year	Avg	GP-GS	AB	R	H	2B	3B	HR	RBI	BB	SO	SB-ATT
2004....	.300	57-57	190	37	57	11	0	5	36	38	39	12-14
2005....	.342	28-28	111	20	38	6	1	0	20	20	12	8-10
TOTAL...	.316	85-85	301	57	95	17	1	5	56	58	51	20-24

Five Sun Devils Ranked Among Nation's Top 50:

Five Arizona State Sun Devils have been ranked among the nation's top 50 of their class in the 2005 *Baseball America* College Baseball Preview. In the Freshmen Fab 50, shortstop Andrew Romine (#3) and outfielder J.J. Sferra (#33) were both ranked. Left fielder Colin Curtis ranked No. 26 among the sophomores and right fielder Travis Buck was listed No. 13 amongst the star-studded junior class. Seniors Jeff Larish (#1) and Jason Urquidez (#6) were ranked among the top 10 seniors in the nation.

All-Time NCAA Victories

School	Record
1. Fordham (146)	3,199-1,606-42
2. Texas (108)	2,915-1,009-30
3. USC (110)	2,496-1,279-28
4. Michigan (137)	2,410-1,358-37
5. Stanford (111)	2,403-1,498-32
6. Arizona State (93)	2,358-1,154-6
7. WSU (109)	2,330-1,372-17
8. Arizona (100)	2,309-1,206-22
9. Clemson (107)	2,267-1,260-29
10. Harvard (136)	2,254-1,422-32
11. Florida St. (57)	2,235-823-9
12. N. Carolina (114)	2,194-1,298-36
13. Illinois (125)	2,187-1,327-34
14. Minnesota (113)	2,179-1,277-26
15. California (123)	2,170-1,597-13
16. Miss. St. (114)	2,140-1,204-28
17. Texas A&M (102)	2,136-1,207-34
18. Alabama (111)	2,130-1,214-23
19. Yale (139)	2,115-1,833-42
20. Ohio State (121)	2,112-1,362-41

* Prior to start of 2005 Baseball Season *

Winningest Teams of the Decade (2000-04)

School	Record	Pct.
1. Southern	188-59	.761
2. Notre Dame	241-79-1	.752
3. Oral Roberts	236-78	.752
4. South Carolina	260-87	.749
5. Rice	246-83	.748
6. Stanford	245-83	.747
7. Florida State	259-88-1	.746
8. Texas	247-97	.718
9. Georgia Tech	231-91	.717
10. Miami (Fla.)	223-90-2	.711
11. East Carolina	219-89-2	.710
12. Nebraska	231-95	.709
13. Arizona State	213-88-1	.707
14. Florida Atlantic	219-97	.693
15. LSU	231-102-2	.693
16. CS Fullerton	220-99	.690
17. Wichita State	231-105	.688
18. UCF	213-98	.685
19. Clemson	224-105	.681
20. Tulane	216-101-1	.681

* Prior to start of 2005 Baseball Season *

ALL-TOURNAMENT

Bob Schaefer Memorial Tournament:

J.J. Sferra
Erik Averill
Tuffy Gosewisch
Colin Curtis
Andrew Romine

Coca-Cola Spring Training Classic:

Erik Averill
Jeff Larish
Joey Hooft
Joe Persichina

Kings of the Draft:

Over the last 11 years, ASU leads all colleges with 87 draft picks. Here is a look at the top colleges for producing players for the annual MLB June Amateur Draft over the last 11 years (1994-2004):

Arizona State	87
Miami (Fla.)	80
Cal State Fullerton	78
Stanford	74
Long Beach State	73
Rice	67
LSU	67
Texas A&M	67
USC	65
Wichita State	64



Sun Devil Baseball 2005

Media Information:

Baseball Contact: Jeff Evans
SID Phone: (480) 965-6592
Evans Cell: (480) 734-7791
Evans' Direct Line: (480) 965-6594
SID Fax: (480) 965-5408
Press Box: (480) 727-7253
Evans' E-Mail: jeff.evans@asu.edu
Website: www.TheSunDevils.com
Mailing Address:
 Carson Center Room 131
 Media Relations
 Arizona State University
 Tempe, AZ 85287-2505

Interviews:

All interviews with players and the coaching staff need to be cleared through the ASU media relations office and Jeff Evans. If you wish to talk to any Sun Devil player or head coach Pat Murphy, please contact Evans via the above information.

Media Guides:

Media guides will be available to working press only and can be purchased by fans at home games at Packard Stadium for \$8. Press guides will not be distributed to fans from the press box or the media relations office. The 2005 ASU Baseball Media Guide is also available online at www.thesundevils.com in .pdf format.

Game Notes and Statistics:

Game notes and statistics will be distributed to all working media and scouts on game days at Packard Stadium. Copies will also be made available in the press box. The statistics are for working press, scouts and coaches only. A complete statistical book containing box score, play-by-play and game notes will also be available in the press box for working media following each home game. All information will be made available to fans and ASU supporters through the school's official athletic website, www.TheSunDevils.com.

Live Stats/GameTracker:

While only certain games can be accessed by radio either through the internet or in the greater Phoenix area, every home game and selected road games can be tracked through live statistical updates on ASU's official website, www.TheSunDevils.com.

DEVILS

Tuffy Keeps Getting Tougher:

Senior catcher Tuffy Gosewisch joins former Sun Devil Don Wakamatsu (1982-85) as the only other full-time, three-year starter at the catching position in school history. Gosewisch has started 143 games behind the plate over the last three seasons and has combined to go 146-for-437 (.334). This season he is hitting .324 (34-for-105) with five home runs and 26 RBI. He has been one of ASU's most consistent hitter with hits in 21 of 28 games and leads the team with nine multi-RBI games. The 2004 Johnny Bench Catcher of the Year semifinalist and one of 37 players named to the 2005 Bench Award Watch List, is a career .320 hitter with nine home runs, 118 RBI and a .993 fielding percentage. A top candidate for the 2005 Bench Award, Gosewisch has been perfect behind the dish this year with a 1.000 fielding percentage in 243 total chances. He has gunned down 13 of 32 base stealers and has not allowed a passed ball. He has caught all but seven innings this season and showed his true "tuffness" when he played the next day after suffering a mild concussion and had several stitches after being hit in the head against Baylor (2/25). Here is a look at Tuffy's progression at the plate in games started during his Sun Devil career:

Gosewisch as a Starting Catcher:

2002: 12 games started (1-for-29, .034)
2003: 45 games started (45-for-136, .331)
2004: 58 games started (67-for-196, .342)
2005: 28 games started (34-for-105, .324)

Year	Avg	GP-GS	AB	R	H	2B	3B	HR	RBI	BB	SO	SB-ATT
2002....	.128	30-12	39	6	5	0	0	0	2	4	12	0-0
2003....	.340	59-45	144	41	49	9	0	2	41	22	19	2-2
2004....	.342	59-58	199	36	68	14	1	2	49	31	37	0-2
2005....	.324	28-28	105	19	34	5	1	5	27	9	16	3-5
TOTAL...	.320	176-143	487	102	156	28	2	9	119	66	84	5-9

Just a Walk in the Park For Larish:

Senior OF/1B Jeff Larish ranks second in ASU history with 161 career walks (see list on page 4) and has recorded at least one walk in 111 of 184 career games. His 78 walks in 2003 are second most in ASU single-season history and he is only the second player in school history to join the 70/70 (RBI/BB) club in a season. Former major leaguer Alvin Davis recorded 87 walks and 91 RBI in 1982 and holds the school record with 207 career walks. Additionally, the third-team preseason All-American (*Collegiate Baseball/Baseball America*) has recorded 40 career multi-walk games, 71 multi-hit games, 51 multi-RBI contests and 91 career extra base hits for a .579 slugging percentage. He has recorded a hit in 78% of his games played (143 of 184) and has five career multi-home run games (three this season). Larish jumped into the national spotlight during his sophomore season (2003) in which he was named a first-team All-American after hitting .372 (87-for-234) with 80 runs, 18 doubles, 18 home runs, 95 RBI and 78 walks. Larish was also a first-team Summer All-American in 2003 after leading the USA Baseball National Team to a silver medal in the Pan Am Games in Santo Domingo, Dominican Republic and led Team USA with 23 RBI and eight home runs.

It's All About Family For Romine, Gosewisch, Bordes and Sfera:

Father/son combinations and brothers have played a unique part of the storied history of Arizona State Baseball. In all, four father/son combinations have played at Arizona State including current freshman shortstop Andrew Romine and his father, Kevin. Kevin Romine played at ASU from 1981-82 and later went on to play seven years with the Boston Red Sox. He holds the ASU career batting average record hitting .408 (223-for-547) and helped lead ASU to the 1981 National Championship. Assistant coach Jay J. Sfera will also get the chance to coach his son, freshman outfielder J.J. Sfera. Father Eddie Bane (1971-73) and son Jaymie Bane (1997), Casey Myers (1998-2001) and his father Clint Myers (1971-73) and Brian Berger (2000) and his father Bill Berger (1970-73) round out the four father/son combos to don the Sun Devil uniform. Nine sets of brothers have graced the ASU rosters through the years, including senior catcher Tuffy Gosewisch and his brother Chip (1996-99) and junior pitcher Brett Bordes and his freshman brother Greg. The other brother combinations include Chris (1975-78) and Sal (1964-65) Bando, Kevin (1978-81) and Pat (1980-82) Dukes, Byron (1979), Dale (1976-79) and Larry (1976-78) Eiler, Greg (1968) and Skip (1964) Hancock, Darrell (1974-77) and Dwayne (1979) Jackson, Jeff (1994) and Mike (1993) Rensmeyer, and John (1971-73) and Tom (1973-75) Sain. Of the nine sets of brothers, four sets played at least one year together at Arizona State.

Preseason All-Americans:

The Sun Devils feature a trio of preseason All-Americans in 2005. Senior third baseman Jeff Larish, junior right fielder Travis Buck and senior right-handed pitcher Jason Urquidez all earned national preseason honors from various publications. Buck, who hit .373 with nine home runs and 58 RBI last season, earned first-team honors from *Baseball America*, second-team from *NCBWA* and third-team from *Collegiate Baseball*. Buck was also named to the initial watch list for the Brooks Wallace Player of the Year award. Larish was a third-team selection by *Baseball America* and Urquidez was second-team by the *NCBWA* and third-team by *Collegiate Baseball*.

Team USA Connections:

Junior right fielder Travis Buck will face a pair of his Team USA teammates this weekend when the Sun Devils play USC. USC junior catcher Jeff Clement and sophomore RHP Ian Kennedy teamed with Buck on the Gold Medal winning USA Baseball National Team. Buck was named a first-team Summer All-American by *Baseball America* after hitting .412 (28-for-68) with six multi-hit games, two home runs and 14 RBI. He was a big part of Team USA's impressive end-of-the-summer run that saw the Red, White and Blue win the gold medal at the FISU World University Baseball Championship in Tainan, Taiwan. Buck became the seventh Sun Devil since 1998 to play on the USA Baseball National Team. Of the 22 players on the 2004 National Team, Buck will play against nine of his summer teammates (Troy Tulowitzki, Jed Lowrie, John Mayberry Jr., Trevor Crowe, Mark Romanczuk, Ian Kennedy, Jeff Clement, Daniel Bard, Cesar Ramos).



Sun Devil Baseball 2005

NCAA Record Consecutive Games Scoring Streak Ends at 506:

The Sun Devils had a piece of history come to an end when their NCAA record 506 consecutive games scoring streak came to an end Feb. 15, 2004 against Oklahoma. The Sooners ended a streak that began April 8, 1995, a day after the USC Trojans shut out the Sun Devils during Pat Murphy's first year at ASU. "The Streak" saw the Devils go 338-167-1 during the 506-game stretch, scoring 4,755 runs (9.40 per game average) from 1995-2004. The Devils made history on April 7, 2001 when they scored at least one run in their 350th consecutive game, breaking the 12-year-old NCAA record exactly six years to the day when they were last shut out. ASU was shut out 9-0 in that game on April 7, 1995 at Dedeaux Field by left-hander Randy Flores. Coastal Carolina previously held the NCAA record at 349 games set from 1983-1989. ASU also had a stretch of 278 games without being shut out from 1990 to 1994, meaning the program has only been shutout in four games dating back to the 1990 season. Notable pitchers the Devils have faced during the streak include Mark Prior (USC), Jeremy Guthrie (Stanford), Barry Zito (USC), Kirk Saarloos (CS Fullerton), Jason Young (Stanford), Ben Diggins (Arizona), Adam Johnson (CS Fullerton), Ryan Drese (Cal), Jeff Weaver (Fresno State), Chad Hutchinson (Stanford), Abe Alvarez and Adam Pettyjohn (Fresno State).

NCAA Record Consecutive Game Scoring Streaks:

Arizona State	506	April 8, 1995 - Feb. 14, 2004
Coastal Carolina	349	April 16, 1983 - April 10, 1989
Wichita State	332	March 13, 1996 - Feb. 23, 2001
Nebraska	331	May 3, 1998 - June 1, 2003
Florida State	326	April 29, 1984 - Feb. 25, 1989

ASU And Team USA Connections:

Arizona State baseball has had a long-standing tradition of sending players to play for the USA Baseball National team during the summers. In a recent poll distributed by USA Baseball, ASU ranked No. 8 as a supplier to the National Team. With the selection of Travis Buck to the 2004 USA Baseball National Team, ASU has now had 10 players and 11 total selections don the Red, White and Blue for Team USA since 1984. ASU has also had at least one player on Team USA in six of the last seven years. Buck helped Team USA win the Gold Medal in the FISU World University Baseball Championships last summer in Tainan, Taiwan. Larish was a member of the 2003 squad that finished the summer with a 27-2 record and won a silver medal in the Pan Am Games.

ASU Players on Team USA:

Oddibe McDowell	1984
Jim Austin	1990
Kaipo Spenser	1995
Willie Bloomquist	1998
Jon Switzer	2000
Casey Myers	2000
Mike Esposito	2001
Dustin Pedroia	2002, 2003
Jeff Larish	2003
Travis Buck	2004

Arizona State's NCAA Record

506

Consecutive Games Scoring Streak

Roster Breakdown

2	J.J. Sferra, OF
3	Jeff Landry, UTL
4	Travis Buck, OF/3B
5	Joey Hooft, 3B
6	Seth Dhaenens, UTL
7	Vinny Biancamano, 2B
9	Colin Curtis, OF
10	Tim Esmay, Asst. Coach (3B)
11	Jeff Larish, 1B/OF
12	Andrew Romine, SS
13	Austin Stockfisch, C
14	Rocky Laguna, OF
15	Joe Persichina, 2B
16	Greg Bordes, UTL
17	Seth Garrison, RHP
18	Willy Fox, 1B
19	Joel Bocchi, C
21	Quentin Andes, RHP
25	Eric Williams, OF
28	Eric Sogard, 3B
30	Drew Bowman, LHP
31	Kevin Dryanski, RHP
34	Jason Urquidez, RHP
36	DJ Butler, OF
37	Zechry Zinicola, RHP/DH
38	Jack Krawczyk, Asst. Coach
39	Tuffy Gosewisch, C
40	Pat Bresnehan, RHP
41	Josh Satow, LHP
42	Pat Murphy, Head Coach
45	Erik Averill, LHP
47	Ty Marotz, RHP
49	Brett Bordes, LHP
50	Tony Barnette, RHP
62	Jay J. Sferra, Asst. Coach (1B)

By Position

Catchers	3
Pitchers	12
Infielders	13
Outfielders	7

*players with multi-positions included

By Class

Seniors	6
Juniors	5
Sophomores	6
Freshmen	14

By State

Arizona	14
California	7
Washington	3
New York	1
Illinois	1
New Mexico	1
Nevada	1
Massachusetts	1
Colorado	1
Texas	1

Batting

Righties	14
Lefties	12
Switch	5

Pitching

Righties	8
Lefties	4

Sun Devil Baseball NCAA Tournament History:

NCAA Appearances	28	Record in District 7	12-1
All-Time NCAA Record	129-55	CWS Appearances	18
Regional Appearances	20	CWS Titles	5
Regional Titles	13	CWS Runners-up	5
Record in Regionals	59-20	CWS Third-Place Finishes	4
Super Regional Record	1-2	Record at CWS	55-30 (.647)
District 7 Appearances	6		

NCAA Tournament Breakdown

NCAA Titles By School		College World Series Wins		NCAA Tournament Wins	
1. USC	12	1. USC	74	1. Texas	193
2. Arizona State	5	2. Texas	73	2. USC	170
Texas	5	3. Arizona State	55	3. Miami	153
LSU	5	4. Miami	45	4. Florida State	145
5. Miami (Fla.)	4	5. Oklahoma State	38	5. Arizona State	129
CS Fullerton	4	Stanford	38		
CWS Appearances		Years in NCAA Tournament			
1. Texas	31	1. Texas	48		
2. USC	21	2. Florida State	42		
Miami	21	3. USC	35		
4. Oklahoma State	19	4. Oklahoma State	33		
5. Arizona State	18	Miami (Fla.)	33		
Florida State	18	9. Arizona State	28		



Arizona State vs. USC Trojans -- 2003, 2004

#3 Arizona State at USC
Mar 28, 2003 at Los Angeles, Calif. (Dedeaux Field)

Arizona State 11 (33-2-2 PAC-10)										USC 4 (13-15, 1-3 PAC-10)									
Player	AB	R	H	B	I	Player	AB	R	H	B	I								
Dustin Pedroia ss.....	5	2	2	0		Travis McAndrews cf.....	3	0	0	0									
Dennis Wyrick 3b.....	6	1	3	3		Anthony Lunetta ss.....	3	3	0	0									
Jeff Larish 1b.....	4	1	2	2		Dale Legaspi ss.....	0	0	0	0									
Andre Ethier cf.....	4	1	2	1		Billy Hart ph.....	1	0	0	0									
Rod Allen dh.....	2	0	0	1		Darin Vieira 3b.....	0	0	0	0									
Mike Guerrero ph.....	1	0	1	0		Jeff Clement c.....	5	0	1										
Frank Mesa 2b.....	5	0	2	1		Joey Metropoulos 1b.....	4	0	1	0									
Travis Buck lf.....	4	2	2	1		Michael Moon 3b/ss.....	4	1	1	1									
Ryan Bosch cf.....	6	1	1	0		Jon Brewster 2b.....	5	1	2										
Tuffy Gosewisch c.....	4	3	3	0		David Gordon rf.....	4	0	1	3									
Beau Vaughan p.....	0	0	0	0		Matt Bonovich dh.....	1	0	0	0									
Brett Bordes p.....	0	0	0	0		Spencer Gordon ph/dh.....	2	0	0										
Carlos Arguello p.....	0	0	0	0		Bacon Frost lf.....	3	0	0										
Bryce Kartier p.....	0	0	0	0		Bobby Paschal p/dh.....	1	0	0										
Josh Petraitis p.....	0	0	0	0		Michael Cooper p.....	0	0	0										
						Josh Rummonds p.....	0	0	0										
						Clayton Wentworth p.....	0	0	0										
						Rudy Quinonez p.....	0	0	0										
Totals.....	41	11	17	9			36	4	9	4									
Score by Innings	R H E																		
Arizona State.....	020	323	100	-	11	7	0												
USC.....	021	010	000	-	4	9	1												

E - Brewster(10). DP - Trojans 2. LOB - Sun Devils 17; Trojans 12. 2B - Larish(9); Ethier(8); Lunetta(12). 3B - D. Gordon(2). HBP - Lunetta; D. Gordon. SB - Buck(7). CS - Pedroia(2).

Arizona State	IP	H	R	ER	BB	SO	WP	BK	HP	IBB	AB	BF	FO	GO
Beau Vaughan	4.2	8	4	4	1	3	0	0	0	2	22	25	4	7
Brett Bordes W,1-0.....	0.1	0	0	0	0	0	0	0	0	0	1	1	0	1
Carlos Arguello	2.1	1	0	0	3	2	0	0	0	0	8	11	5	0
Bryce Kartier	0.2	0	0	0	0	1	0	0	0	0	2	2	0	1
Josh Petraitis	1.0	0	0	0	1	2	0	0	0	0	3	4	1	0
USC	IP	H	R	ER <th>BB</th> <th>SO</th> <th>WP</th> <th>BK</th> <th>HP</th> <th>IBB</th> <th>AB</th> <th>BF</th> <th>FO</th> <th>GO</th>	BB	SO	WP	BK	HP	IBB	AB	BF	FO	GO
Bobby Paschal L,2-4.....	3.1	9	5	5	3	0	0	0	0	0	17	22	3	2
Michael Cooper	0.2	1	0	0	2	0	0	0	0	0	2	4	1	0
Josh Rummonds	0.1	2	2	2	1	0	0	0	0	0	3	5	0	0
Clayton Wentworth	1.1	2	3	3	4	3	1	0	0	0	6	10	0	1
Rudy Quinonez	3.1	3	1	0	1	4	0	0	0	0	13	14	4	1

WP - Wentworth(3). HBP - by Vaughan (Lunetta); by Vaughan (D. Gordon). PB - Gosewisch(3); Clement(4). Inherited runners/scored: Bordes, B, 3/0; Kartier 2/0; Cooper 3/3; Wentworth 2/0; Quinonez 3/0.

Strikeouts - Pedroia; Wyrick 2; Larish; Ethier; Mesa 3; Bosch 3; Hart; Clement 2; Metropoulos; Brewster; D. Gordon 2; Bonovich; Walks - Pedroia 2; Larish 2; Ethier 2; Allen 3; Mesa; Buck 2; Gosewisch 2; McAndrews 2; Metropoulos; Moon; Frost.

Umpires - HP: Gus Rodriguez 1B: Kevin Gilmore 3B: Kelly Gonzales
Start: 6:03 PM Time: 4:00 Attendance: 600

USC at #10 Arizona State
Apr 02, 2004 at Tempe, Ariz. (Packard Stadium)

USC 3 (13-15,0-1 PAC-10)						Arizona State 10 (22-7,3-4 PAC-10)					
Player	AB	R	H	B	I	Player	AB	R	H	B	I
Blake Sharpe ss.....	5	0	4	1		Dustin Pedroia ss.....	5	1	1	2	
Michael Moon 2b.....	5	0	0	0		Nick Walsh 2b.....	5	3	4	1	
Jeff Clement c.....	4	0	0	0		Jeff Larish lf.....	5	2	3	1	
Joey Metropoulos 1b.....	1	0	0	0		Travis Buck rf.....	4	0	1	0	
Daniel Peralas cf.....	4	1	1	0		Zechry Zinicola dh.....	4	0	1	0	
Baron Frost lf.....	4	1	1	0		Joel Bocchi ph/dh.....	1	0	1	1	
Jon Brewster dh.....	2	1	0	0		Colin Curtis cf.....	3	2	2	0	
Billy Hart 3b.....	4	0	1	0		Tuffy Gosewisch c.....	4	1	3		
Cyle Hanked rf.....	3	1	2			Chris Cook 1b.....	3	0	2		
Ian Kennedy p.....	0	0	0	0		Ryan McKenna ph.....	0	0	0	0	
Austin Miller p.....	0	0	0	0		Joe Persichina 1b.....	1	0	0		
Kevin Zelenay p.....	0	0	0	0		Seth Dhaenens 3b.....	2	1	1	0	
James Luna p.....	0	0	0	0		Josh Asanovich ph/3b.....	1	0	0	0	
Richard Aguilar p.....	0	0	0	0		Jason Urquidez p.....	0	0	0	0	
Totals.....	32	3	8	3		Pat Cassa p.....	0	0	0	0	
						Totals.....	38	10	17	9	
Score by Innings						R H E					
USC.....	000	000	003	-	3 8 1	Arizona State.....	100	030	60X	-	10 17 0

E - Sharpe(11). DP - Sun Devils 1. LOB - Trojans 8; Sun Devils 12. 2B - Hanked(4); Zinicola(3); Curtis(7); Gosewisch(7); Cook(4). 3B - Hart(3). HBP - Curtis, SH - McKenna(2). SB - Walsh(1); Larish(1); Curtis(8). CS - Brewster(5); Dhaenens(3).

USC	IP	H	R	ER	BB	SO	WP	BK	HP	IBB	AB	BF	FO	GO
Ian Kennedy L,4-1.....	5.0	8	4	4	3	6	1	0	1	22	26	7	1	
Austin Miller	0.1	1	0	0	0	0	0	0	0	0	2	3	0	0
Kevin Zelenay	0.1	2	0	0	1	0	0	0	0	0	2	3	0	0
James Luna	1.0	6	6	6	2	2	0	0	0	0	8	11	0	1
Richard Aguilar	1.1	0	0	0	0	1	0	0	0	0	4	4	1	2
Arizona State	IP <th>H</th> <th>R</th> <th>ER</th> <th>BB</th> <th>SO</th> <th>WP</th> <th>BK</th> <th>HP</th> <th>IBB</th> <th>AB</th> <th>BF</th> <th>FO</th> <th>GO</th>	H	R	ER	BB	SO	WP	BK	HP	IBB	AB	BF	FO	GO
Jason Urquidez W,7-2.....	8.1	7	3	3	3	6	7	0	0	0	30	36	10	6
Pat Cassa	0.2	1	0	0	0	0	0	0	0	0	2	2	0	1

WP - Kennedy(4). HBP - by Kennedy (Curtis). Inherited runners/scored: Zelenay 1/0; Luna 3/0; Aguilar 2/0; Cassa 2/1.

Strikeouts - Moon; Clement; Metropoulos; Peralas; Frost; Brewster; Hanked; Larish; Buck 2; Zinicola 2; Gosewisch; Cook; Dhaenens; Asanovich; Walks - Metropoulos 3; Brewster 2; Hanked; Pedroia; Buck; Curtis; Gosewisch; Dhaenens 2.

Umpires - HP: Jim Garman 1B: David Rogers 3B: Kendall Snyder
Start: 7:06 PM Time: 3:11 Attendance: 2687

#3 Arizona State at USC
Mar 29, 2003 at Los Angeles, Calif. (Dedeaux Field)

Arizona State 5 (33-6,2-3 PAC-10)										USC 6 (14-15,2-3 PAC-10)									
Player	AB	R	H	B	I	Player	AB	R	H	B	I								
Dustin Pedroia ss.....	5	1	3	0		Travis McAndrews cf.....	5	2	3	0									
Dennis Wyrick 3b.....	5	0	2	0		Anthony Lunetta ss.....	5	0	2	0									
Jeff Larish 1b.....	2	0	0	1		Jeff Clement c.....	5	1	3	0									
Andre Ethier rf/cf.....	2	0	1	1		Joey Metropoulos 1b.....	3	0	0	0									
Jeremy West dh.....	4	0	0	0		Michael Moon 3b.....	5	1	1	1									
Joel Bocchi ph/dh.....	0	0	0	0		Jon Brewster 2b.....	4	0	1	1									
Tavis Buck lf/cf.....	3	1	3	1		David Gordon 1b.....	1	1	0										
Steve Garrabrants 2b.....	4	1	1	1		Spencer Gordon dh.....	4	1	1	2									
Frank Mesa 2b.....	0	0	0	0		Jason Filarey lf.....	3	0	0	0									
Mike Guerrero ph.....	1	0	0	0		Billy Hart cf.....	1	0	0	0									
Rod Allen lf.....	0	0	0	0		Bobby Paschal ph.....	1	0	0	0									
Tuffy Gosewisch c.....	5	0	0	0		Darin Vieira lf.....	0	0	0	0									
Ryan Bosch cf.....	1	0	0	1		Brian Bannister p.....	0	0	0	0									
Nick Walsh ph/lf.....	2	1	1	0		Josh Rummonds p.....	0	0	0	0									
Erik Averill p.....	0	0	0	0		Bret Butler p.....	0	0	0	0									
Popo Koroheva p.....	0	0	0	0		Fraser Dizard p.....	0	0	0	0									
Bryce Kartier p.....	0	0	0	0															
Totals.....	34	5	10	5		Totals.....	36	6	11	6									
Score by Innings					R	H	E												
Arizona State.....	010	200	200	-	5	10													
USC.....	100	010	001	-	6	11	0												

Sun Devil Baseball 2005

2005 Arizona State Baseball Game-by-Game Results

(16-12 Overall, 0-0 Pac-10, 9-4 Packard Stadium, 7-8 Away, 4-10 Ranked Opponents)

Date	Opponent	W-L	Score	Att.	ASU Pitcher	ASU R-H-E-LOB	Record	Notes
1/28	Long Beach State (#14)	L	3-7	4,783	Averill (0-1)	3-11-3-9	0-1	Curtis 3x4, 3B, 2 RBI. ASU loses season opener.
1/29	Long Beach State (#14)	W	8-6	2,926	Zinicola (1-0)	8-11-0-8	1-1	Sferra 2x4, 2 RBI, GW 1B. Hooft 3x4, 2 R, RBI.
1/30	Long Beach State (#14)	L	1-11	2,823	Bordes (0-1)	1-9-1-8	1-2	Zinicola/Gosewisch 2x4 as ASU loses series to LBSU
2/4	New Mexico State\$	W	12-0	2,163	Averill (1-1)	12-15-0-10	2-2	Averill, CG shutout, 14 K's. Larish 4x4, 4 RBI.
2/5	Gonzaga\$	W	10-8	2,073	Urquidez (1-0)	10-14-4-8	3-2	Sferra/Biancamano/Romine 8-for-11, 5 RBI.
2/6	Oregon State\$	L	6-12	2,099	Bordes (0-2)	6-8-5-6	3-3	ASU commits 5 errors. Gosewisch 2-R HR.
2/7	New Mexico State\$	W	11-10	2,547	Zinicola (2-0)	11-15-2-8	4-3	Curtis RBI single in ninth caps 3-run ninth.
2/12	South Alabama#	W	7-2	1,003	Averill (2-1)	7-10-2-6	5-3	Averill CG, 5 H, 8 K. Larish 2x4, 2 RBI, HR.
2/12	Oklahoma#	W	7-5	678	Barnette (1-0)	7-12-1-6	6-3	Larish 2x4, 4 RBI, HR. Barnette 0 R, 3.2 IP.
2/13	Gonzaga#	L	0-2	456	Zinicola (2-1)	0-4-3-6	6-4	ASU limited to four hits. Persichina 2x3.
2/15	at Arizona (#9)	L	6-7 (14)	1,310	Marotz (0-1)	6-11-3-12	6-5	Arizona hits walk-off 2-R HR in 14th.
2/18	at Tulane (#1)	L	2-8	3,784	Urquidez (1-1)	2-6-2-8	6-6	Curtis 2-for-3. Tulane scores three in 1st inning.
2/19	at Tulane (#1)	L	2-7	7,435	Averill (2-2)	2-10-1-8	6-7	Gosewisch 3-for-4, 2 RBI. Tulane scores 5 in 6th.
2/20	at Tulane (#1)	L	3-9	3,085	Bresnehan (0-1)	3-8-1-6	6-8	Fox 1-for-3, HR, 2 RBI in first career start.
2/23	at Arizona (#7)	L	5-11	1,714	Barnette (1-1)	5-9-2-10	6-9	Larish 2-for-3, 2 HR. Arizona scored 9 2-out runs.
2/25	Baylor (#8)	W	5-3	2,627	Urquidez (2-1)	5-5-2-5	7-9	Buck 2-for-4, Grand Slam HR in 7th inning.
2/26	Baylor (#8)	W	12-4	2,603	Bordes (1-2)	12-16-1-7	8-9	Buck 4-for-5. Fox 2-for-4, HR, 4 RBI.
2/27	Baylor (#8)	L	7-8 (10)	2,799	Urquidez (2-2)	7-9-5-6	8-10	Buck 2-for-5. ASU commits 5 errors for 4 UER.
3/4	vs. North Carolina& (#4)	W	4-3 (11)	4,410	Urquidez (3-2)	4-8-1-14	9-10	Urquidez 5.1 IP, 0 H, 0 R, 9 K's to earn victory.
3/5	at East Carolina&	W	10-3	5,023	Averill (3-2)	10-5-1-2	10-10	Gosewisch 2-for-4, 4 RBI. Larish 3-R HR.
3/6	vs. Ohio State%	W	3-0	3,368	Bresnehan (1-1)	3-8-3-8	11-10	Bresnehan/Bordes combine for 6-hit shutout.
3/11	at LSU (#5)	L	5-6	7,298	Zinicola (2-2)	5-9-0-6	11-11	Laguna 2-for-4, 2 RBI. Bullpen 4.1 IP, 0 R.
3/12	vs. Western Illinois^	W	19-1	375	Averill (4-2)	19-23-1-9	12-11	Buck 4x6, 2 3B. Larish 3x6, 2 HR, 5 RBI.
3/13	vs. Western Illinois^	W	30-13	175	Satow (1-0)	30-25-2-13	13-11	ASU sets school record with 35 hits.
3/13	at LSU (#5)	L	3-20	7,422	Bresnehan (1-2)	3-6-3-5	13-12	Gosewisch 1-for-4, 2 RBI, HR.
3/18	Oklahoma	W	5-4	3,516	Urquidez (4-2)	5-10-1-9	14-12	Larish 2x3, 2 BB, walk-off HR in 9th inning.
3/19	Oklahoma	W	5-1	2,915	Averill (5-2)	5-6-2-7	15-12	Averill CG victory with 7 K and 1 UER.
3/20	Oklahoma	W	6-5	3,375	Barnette (2-1)	6-9-0-10	16-12	Buck 3x4, 3 R, RBI. Hooft 3-run double.
3/24	at USC*	6 p.m.						
3/25	at USC*	6 p.m.						
3/26	at USC*	1 p.m.						
4/1	Wright State	6:30 p.m.						
4/2	Wright State	6:30 p.m.						
4/3	Wright State	1 p.m.						
4/8	at California*	2 p.m.						
4/9	at California*	1 p.m.						
4/10	at California*	1 p.m.						
4/15	Stanford*	6:30 p.m.						
4/16	Stanford*	6:30 p.m.						
4/17	Stanford*	1 p.m.						
4/22	UCLA*	6:30 p.m.						
4/23	UCLA*	6:30 p.m.						
4/24	UCLA*	1 p.m.						
4/29	at Oregon State*	5 p.m.						
4/30	at Oregon State*	1 p.m.						
5/1	at Oregon State*	1 p.m.						
5/4	Utah Valley State	6:30 p.m.						
5/14	Arizona*	6:30 p.m.						
5/15	Arizona*	1 p.m.						
5/16	Arizona*	6:30 p.m.						
5/20	at Washington*	6:30 p.m.						
5/21	at Washington*	1 p.m.						
5/22	at Washington*	1 p.m.						
5/27	Washington State*	6:30 p.m.						
5/28	Washington State*	6:30 p.m.						
5/29	Washington State*	1 p.m.						

* Pac-10 Game

\$ Bob Schaefer Memorial Tournament (Packard Stadium)

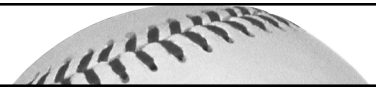
Coca-Cola Spring Training College Baseball Classic (Surprise, Ariz.)

& Keith LeClair Invitational at East Carolina

^ Games played in Baton Rouge, La.



Sun Devil Baseball 2005



Arizona State Sun Devil Baseball Overall Statistics

Record: 16-12 Home: 9-4 Away: 1-7 Neutral: 6-1 Pac-10: 0-0

Player	AVG	GP-GS	AB	R	H	2B	3B	HR	RBI	TB	SLG%	BB	HBP	SO	GDP	OB%	SF	SH	SB-ATT	PO	A	E	FLD%
4 Travis Buck.....	.371	28-28	124	31	46	10	3	2	21	68	.548	9	2	17	1	.419	1	0	8-11	44	20	4	.941
5 Joey Hooft.....	.350	17-17	60	9	21	5	0	0	10	26	.433	6	1	8	1	.418	0	0	6-9	12	36	5	.906
9 Colin Curtis.....	.342	28-28	111	20	38	6	1	0	20	46	.414	20	2	12	3	.441	3	0	8-10	36	0	1	.973
11 Jeff Larish.....	.324	28-28	111	28	36	8	1	10	29	76	.685	19	1	26	2	.427	0	1	3-3	207	12	5	.978
39 Tuffy Gosewisch..	.324	28-28	105	19	34	5	1	5	27	56	.533	9	7	16	0	.400	4	0	3-5	209	34	0	1.000
18 Willy Fox.....	.320	19-12	50	15	16	4	0	4	16	32	.640	6	4	13	1	.433	0	0	4-4	3	0	0	1.000
14 Rocky Laguna.....	.294	23-12	51	7	15	4	2	0	13	23	.451	7	2	12	1	.393	1	0	5-5	13	3	0	1.000
12 Andrew Romine....	.264	28-28	87	15	23	4	1	0	11	29	.333	7	1	11	1	.323	1	3	4-5	51	71	10	.924
37 Zechry Zinicola..	.264	17-14	53	7	14	2	0	1	6	19	.358	3	1	9	1	.310	1	0	0-0	35	3	1	.974
2 J.J. Sferra.....	.253	24-20	79	15	20	3	1	0	6	25	.316	4	0	13	1	.289	0	3	3-8	37	0	3	.925
15 Joe Persichina...	.227	28-16	66	10	15	2	1	0	5	19	.288	8	1	13	1	.320	0	2	3-3	63	45	3	.973

13 Austin Stockfisch	.800	6-0	5	3	4	0	0	0	1	4	.800	0	0	0	0	.800	0	0	0-0	12	1	0	1.000
7 Vinny Biancamano.	.212	18-10	33	7	7	2	0	0	3	9	.273	3	0	10	2	.278	0	0	0-1	7	11	5	.783
6 Seth Dhaenens....	.207	17-3	29	6	6	0	0	1	7	9	.310	2	1	5	0	.281	0	0	2-2	10	17	4	.871
36 DJ Butler.....	.200	11-3	10	1	2	0	0	0	1	2	.200	2	1	5	0	.357	1	0	1-1	1	0	0	1.000
16 Greg Bordes.....	.200	10-2	5	1	1	1	0	0	0	2	.400	1	0	1	1	.333	0	0	0-1	4	9	2	.867
28 Eric Sogard.....	.154	9-2	13	2	2	0	0	0	1	2	.154	2	0	3	0	.267	0	0	0-0	4	5	2	.818
3 Jeff Landry.....	.143	11-3	14	1	2	0	0	0	0	2	.143	2	0	5	0	.250	0	0	1-1	4	9	3	.813
25 Eric Williams....	.000	4-0	0	0	0	0	0	0	0	0	.000	0	0	0	0	.000	0	0	0-0	0	0	0	.000
Totals.....	.300	28-28	1006	197	302	56	11	23	177	449	.446	110	24	179	16	.378	12	9	51-69	761	326	53	.954
Opponents.....	.280	28-28	1016	176	284	60	8	26	161	438	.431	94	27	222	19	.354	6	18	19-35	743	346	41	.964

LOB - Team (222), Opp (224). DPs turned - Team (26), Opp (20). CI - Team (0), Opp (1). IBB - Team (9), Larish 7, Gosewisch 1, Curtis 1, Opp (7). Picked off - Buck 1, Hooft 1, Romine 1.

(All games Sorted by Earned run avg)

Player	ERA	W-L	APP	GS	CG	SHO/CBO	SV	IP	H	R	ER	BB	SO	2B	3B	HR	AB	B/Avg	WP	HBP	BK	SFA	SHA
45 Erik Averill.....	2.75	5-2	8	8	3	1/0	0	52.1	53	20	16	10	47	12	0	2	204	.260	3	3	0	0	4
49 Brett Bordes.....	3.51	1-2	13	2	0	0/1	1	33.1	32	18	13	8	21	5	0	4	126	.254	0	0	1	1	2
40 Pat Bresnehan....	4.91	1-2	11	5	0	0/1	0	29.1	31	17	16	15	30	4	2	4	119	.261	1	8	1	0	1
34 Jason Urquidez...	5.53	4-2	12	4	0	0/0	1	42.1	46	34	26	20	39	14	1	6	170	.271	3	2	1	2	3
37 Zechry Zinicola..	5.70	2-2	9	5	0	0/0	1	30.0	29	25	19	17	26	5	1	4	118	.246	5	6	0	0	2
50 Tony Barnette....	7.63	2-1	16	3	0	0/0	0	30.2	46	32	26	11	32	10	1	2	137	.336	0	4	0	1	2

21 Quentin Andes....	0.00	0-0	3	0	0	0/0	0	2.0	2	0	0	2	1	0	0	0	7	.286	0	1	0	0	0
31 Kevin Dryanski...	3.18	0-0	6	0	0	0/0	0	11.1	14	6	4	2	6	2	1	1	42	.333	2	2	0	0	3
47 Ty Marotz.....	6.10	0-1	5	1	0	0/0	0	10.1	13	7	7	1	9	2	1	2	40	.325	0	0	0	1	0
17 Seth Garrison....	10.29	0-0	5	0	0	0/0	1	7.0	9	8	8	5	10	6	1	0	29	.310	0	1	1	0	1
41 Josh Satow.....	10.80	1-0	1	0	0	0/0	0	5.0	9	9	6	3	1	0	0	1	24	.375	0	0	0	1	0
Totals.....	4.90	16-12	28	28	3	2/1	4	253.2	284	176	138	94	222	60	8	26	1016	.280	14	27	4	6	18
Opponents.....	6.00	12-16	28	28	0	1/1	6	247.2	302	197	165	110	179	56	11	23	1006	.300	13	24	14	12	9

PB - Team (0), Opp (3). Pickoffs - Team (4), Urquidez 2, Bresnehan 1, Gosewisch 1, Opp (3). SBA/ATT - Gosewisch (19-32), Bresnehan (6-8), Bordes, B. (4-7), Urquidez (2-4), Marotz (1-4), Averill (1-4), Zinicola (1-3), Barnette (2-2), Dryanski (1-2), Garrison (1-1).



Sun Devil Baseball 2005




Arizona State Sun Devil Baseball Fielding Statistics

2005 Arizona State Sun Devil Baseball
Overall Statistics for Arizona State (as of Mar 21, 2005)
(All games Sorted by Fielding pct)

Player	C	PO	A	E	FLD%	DPs	SBA	CSB	SBA%	PB	CI
39 Tuffy Gosewisch..	243	209	34	0	1.000	3	19	13	.594	0	0
14 Rocky Laguna.....	16	13	3	0	1.000	1	0	0	---	0	0
49 Brett Bordes.....	15	3	12	0	1.000	1	4	3	.571	0	0
13 Austin Stockfisch	13	12	1	0	1.000	0	0	0	---	0	0
31 Kevin Dryanski...	3	0	3	0	1.000	0	1	1	.500	0	0
18 Willy Fox.....	3	3	0	0	1.000	0	0	0	---	0	0
17 Seth Garrison....	2	0	2	0	1.000	0	1	0	1.000	0	0
41 Josh Satow.....	1	0	1	0	1.000	0	0	0	---	0	0
36 DJ Butler.....	1	1	0	0	1.000	0	0	0	---	0	0
11 Jeff Larish.....	224	207	12	5	.978	16	0	0	---	0	0
37 Zechry Zinicola..	39	35	3	1	.974	2	1	2	.333	0	0
15 Joe Persichina...	111	63	45	3	.973	12	0	0	---	0	0
9 Colin Curtis.....	37	36	0	1	.973	0	0	0	---	0	0
4 Travis Buck.....	68	44	20	4	.941	4	0	0	---	0	0
34 Jason Urquidez...	15	1	13	1	.933	1	2	2	.500	0	0
2 J.J. Sferra.....	40	37	0	3	.925	0	0	0	---	0	0
12 Andrew Romine....	132	51	71	10	.924	16	0	0	---	0	0
5 Joey Hooft.....	53	12	36	5	.906	2	0	0	---	0	0
6 Seth Dhaenens....	31	10	17	4	.871	4	0	0	---	0	0
16 Greg Bordes.....	15	4	9	2	.867	2	0	0	---	0	0
45 Erik Averill.....	14	2	10	2	.857	1	1	3	.250	0	0
50 Tony Barnette....	7	1	5	1	.857	0	2	0	1.000	0	0
40 Pat Bresnehan....	7	2	4	1	.857	0	6	2	.750	0	0
28 Eric Sogard.....	11	4	5	2	.818	0	0	0	---	0	0
3 Jeff Landry.....	16	4	9	3	.813	1	0	0	---	0	0
7 Vinny Biancamano.	23	7	11	5	.783	4	0	0	---	0	0
21 Quentin Andes....	0	0	0	0	.000	0	0	0	---	0	0
25 Eric Williams....	0	0	0	0	.000	0	0	0	---	0	0
47 Ty Marotz.....	0	0	0	0	.000	0	1	3	.250	0	0
Totals.....	1140	761	326	53	.954	26	19	16	.543	0	0
Opponents.....	1130	743	346	41	.964	20	51	18	.739	3	1



Sun Devil Baseball 2005



Arizona State Sun Devil Baseball Statistics Summary

Inning-by-inning	1	2	3	4	5	6	7	8	9	EX	Total
-----	--	--	--	--	--	--	--	--	--	--	-----
Arizona State	24	30	14	22	27	18	19	20	19	4	197
Opponents	20	9	17	31	27	16	12	17	22	5	176

Win-Loss Record When

Overall.....	16-12	After 6 leading.....	11-2
Conference.....	0-0 trailing....	1-10
Non-Conference.....	16-12 tied.....	4-0
Home games.....	9-4	After 7 leading.....	13-1
Away games.....	1-7 trailing....	0-10
Neutral site.....	6-1 tied.....	3-1
Day games.....	8-9	After 8 leading.....	14-1
Night games.....	8-3 trailing....	0-10
vs Left starter.....	6-9 tied.....	2-1
vs Right starter....	10-3		
1-Run games.....	4-3	Hit 0 home runs.....	7-7
2-Run games.....	4-1	... 1 home run.....	5-4
5+Run games.....	6-7	... 2+ home runs....	4-1
Extra innings.....	1-2		
Shutouts.....	2-1	Opponent 0 home runs	10-3
	 1 home run.	4-5
	 2+ HRs.....	2-4
Scoring 0-2 runs....	0-4	Made 0 errors.....	3-1
..... 3-5 runs....	5-5 1 error.....	6-3
..... 6-9 runs....	4-3 2+ errors.....	7-8
..... 10+ runs....	7-0		
Opponent 0-2 runs... 5-1		Opp. made 0 errors..	2-6
..... 3-5 runs... 7-0	 1 error... 3-5	
..... 6-9 runs... 2-7	 2+ errors. 11-1	
..... 10+ runs... 2-4			
Scored in 1st inning 7-3		Out-hit opponent....	12-1
Opp. scored in 1st.. 5-6		Out-hit by opponent.	3-11
Scores first..... 13-4		Hits are tied.....	1-0
Opp. scores first... 3-8			

Record when team scores:

Runs	0	1	2	3	4	5	6	7	8	9	10+
W-L	0-1	0-1	0-2	1-3	1-0	3-2	1-2	2-1	1-0	0-0	7-0

Record when opponent scores:

Runs	0	1	2	3	4	5	6	7	8	9	10+
W-L	2-0	2-0	1-1	3-0	2-0	2-0	1-1	0-3	1-2	0-1	2-4

Record when leading after:

Inn.	1	2	3	4	5	6	7	8
W-L	7-1	13-4	12-3	13-3	12-2	11-2	13-1	14-1

Record when trailing after:

Inn.	1	2	3	4	5	6	7	8
W-L	1-5	1-4	1-7	2-8	1-9	1-10	0-10	0-10

Record when tied after:

Inn.	1	2	3	4	5	6	7	8
W-L	8-6	2-4	3-2	1-1	3-1	4-0	3-1	2-1

Current winning streak : 3

Longest winning streak : 3

Longest losing streak : 6

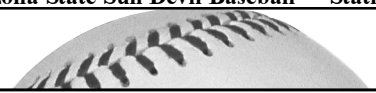
Home attendance : 37249 (13 dates avg = 2865)

Away attendance : 47536 (15 dates avg = 3169)

Total attendance: 84785 (28 dates avg = 3028)



Sun Devil Baseball 2005



Arizona State Game-by-Game – Hitting

Date	Opponent	AB	R	H	RBI	2B	3B	HR	BB	IBB	SB	CS	HBP	SAC	SF	GDP	K	PO	A	E	Avg
Jan 28, 2005	Long Beach State	36	3	11	3	1	1	0	3	0	0	1	0	0	0	1	10	27	6	3	.306
Jan 29, 2005	Long Beach State	33	8	11	6	2	1	0	5	0	2	1	0	1	1	0	4	27	7	0	.319
Jan 30, 2005	Long Beach State	35	1	9	1	3	0	0	1	0	0	0	0	0	0	0	7	27	12	1	.298
Feb 04, 2005	New Mexico State	39	12	15	10	3	1	0	6	0	4	0	0	0	1	0	8	27	10	0	.322
Feb 05, 2005	Gonzaga	37	10	14	10	4	0	0	3	0	3	0	1	0	1	0	4	27	11	4	.333
Feb 06, 2005	Oregon State	35	6	8	6	3	0	1	1	0	2	0	2	1	0	0	9	27	17	5	.316
Feb 07, 2005	New Mexico State	39	11	15	9	6	1	0	6	0	6	0	0	0	1	2	10	27	13	2	.327
Feb 12, 2005	vs South Alabama	31	7	10	7	1	0	1	3	0	3	2	3	0	0	0	3	27	12	2	.326
Feb 12, 2005	vs Oklahoma	34	7	12	7	2	0	1	3	0	0	1	0	0	0	2	5	27	13	1	.329
Feb 13, 2005	vs Gonzaga	30	0	4	0	0	0	0	3	0	0	1	0	0	0	0	5	27	14	3	.312
Feb 15, 2005	at Arizona	48	6	11	6	2	0	0	7	1	3	2	3	1	1	1	9	41	12	3	.302
Feb 18, 2005	at Tulane	34	2	6	2	0	0	0	3	0	0	0	0	0	0	0	11	24	7	2	.292
Feb 19, 2005	at Tulane	34	2	10	2	1	0	0	2	0	1	0	0	1	0	0	3	24	14	1	.292
Feb 20, 2005	at Tulane	34	3	8	3	3	0	1	1	0	2	1	1	0	0	0	4	24	8	1	.289
Feb 23, 2005	at Arizona	35	5	9	5	0	1	2	6	0	1	0	1	0	0	1	10	24	9	2	.287
Feb 25, 2005	Baylor	29	5	5	5	0	0	1	2	0	0	0	1	1	1	1	4	27	12	2	.281
Feb 26, 2005	Baylor	33	12	16	11	2	0	1	7	1	1	3	0	1	2	1	2	27	7	1	.292
Feb 27, 2005	Baylor	37	7	9	7	0	1	1	4	0	2	1	0	2	0	0	11	30	18	5	.289
Mar 04, 2005	vs North Carolina	40	4	8	2	2	0	0	7	1	5	1	3	0	0	1	15	33	14	1	.284
Mar 05, 2005	at East Carolina	32	10	5	7	0	0	2	7	0	1	1	0	0	0	0	8	27	9	1	.278
Mar 06, 2005	vs Ohio State	28	3	8	3	2	0	0	6	0	4	1	0	1	0	1	6	27	16	3	.278
Mar 11, 2005	at LSU	34	5	9	5	1	0	0	1	0	0	1	2	0	1	0	6	24	10	0	.278
Mar 12, 2005	vs Western Illinois	49	19	23	15	6	3	3	2	0	2	0	1	0	0	2	3	27	11	1	.289
Mar 13, 2005	vs Western Illinois	61	30	35	29	7	0	5	6	0	3	0	2	0	1	3	4	27	10	2	.309
Mar 13, 2005	at LSU	33	3	6	3	0	0	1	2	0	1	0	0	0	0	0	2	24	7	3	.304
Mar 18, 2005	Oklahoma	34	5	10	5	2	1	1	3	2	1	1	1	0	0	0	6	27	14	1	.304
Mar 19, 2005	Oklahoma	29	5	6	3	1	1	0	4	1	3	0	2	0	1	0	4	27	17	2	.301
Mar 20, 2005	Oklahoma	33	6	9	5	2	0	2	6	3	1	0	1	0	0	0	6	27	16	0	.300
Totals		1006	197	302	177	56	11	23	110	9	51	18	24	9	12	16	179	761	326	53	.300

Arizona State Game-by-Game – Pitching

Date	Opponent	IP	H	R	ER	BB	SO	2B	3B	HR	WP	BK	HBP	DP	IBB	Score	W-L	SV	ERA
Jan 28, 2005	Long Beach State	9.0	10	7	3	3	11	3	0	0	3	0	5	0	2	3-7	0-1	0	3.00
Jan 29, 2005	Long Beach State	9.0	13	6	6	1	9	4	1	0	1	0	0	0	0	8-6	1-1	0	4.50
Jan 30, 2005	Long Beach State	9.0	16	11	8	3	11	4	0	1	1	0	3	1	0	1-11	1-2	0	5.67
Feb 04, 2005	New Mexico State	9.0	7	0	0	0	14	1	0	0	0	0	0	1	0	12-0	2-2	0	4.25
Feb 05, 2005	Gonzaga	9.0	11	8	7	2	4	4	0	1	0	1	1	0	0	10-8	3-2	1	4.80
Feb 06, 2005	Oregon State	9.0	15	12	10	3	10	5	1	1	0	0	1	0	0	6-12	3-3	1	5.67
Feb 07, 2005	New Mexico State	9.0	9	10	7	4	6	2	1	2	2	0	2	1	0	11-10	4-3	1	5.86
Feb 12, 2005	vs South Alabama	9.0	5	2	1	1	8	1	0	0	0	0	0	0	0	7-2	5-3	1	5.25
Feb 12, 2005	vs Oklahoma	9.0	11	5	4	2	8	1	0	0	1	1	0	1	0	7-5	6-3	1	5.11
Feb 13, 2005	vs Gonzaga	9.0	6	2	0	1	7	0	0	0	0	0	0	1	0	0-2	6-4	1	4.60
Feb 15, 2005	at Arizona	13.2	12	7	6	5	13	0	1	2	0	1	0	1	0	6-7	6-5	1	4.51
Feb 18, 2005	at Tulane	8.0	10	8	7	7	9	2	1	1	2	0	0	1	1	2-8	6-6	1	4.76
Feb 19, 2005	at Tulane	8.0	13	7	7	3	4	2	0	0	1	0	2	1	1	2-7	6-7	1	4.96
Feb 20, 2005	at Tulane	8.0	10	9	9	4	3	3	0	2	0	0	2	3	0	3-9	6-8	1	5.29
Feb 23, 2005	at Arizona	8.0	17	11	11	1	4	5	1	3	0	0	1	1	1	5-11	6-9	1	5.71
Feb 25, 2005	Baylor	9.0	10	3	2	2	10	3	0	0	0	0	0	1	1	5-3	7-9	1	5.47
Feb 26, 2005	Baylor	9.0	8	4	2	2	6	3	0	1	0	1	1	1	0	12-4	8-9	1	5.27
Feb 27, 2005	Baylor	10.0	10	8	4	5	7	4	0	1	1	0	1	0	1	7-8	8-10	1	5.17
Mar 04, 2005	vs North Carolina	11.0	3	3	3	7	14	0	0	2	0	0	1	1	0	4-3	9-10	1	4.90
Mar 05, 2005	at East Carolina	9.0	7	3	2	5	4	2	0	1	0	0	0	2	0	10-3	10-10	1	4.75
Mar 06, 2005	vs Ohio State	9.0	6	0	0	3	8	1	0	0	0	0	1	0	0	3-0	11-10	2	4.53
Mar 11, 2005	at LSU	8.0	10	6	6	5	4	2	0	1	0	0	0	1	0	5-6	11-11	2	4.62
Mar 12, 2005	vs Western Illinois	9.0	8	1	1	3	9	2	0	0	0	0	0	2	0	19-1	12-11	3	4.46
Mar 13, 2005	vs Western Illinois	9.0	18	13	10	4	4	2	0	1	0	0	0	2	0	30-13	13-11	3	4.69
Mar 13, 2005	at LSU	8.0	20	20	15	7	10	3	2	6	0	0	1	2	0	3-20	13-12	3	5.12
Mar 18, 2005	Oklahoma	9.0	6	4	4	4	10	1	0	0	2	0	3	1	0	5-4	14-12	3	5.08
Mar 19, 2005	Oklahoma	9.0	5	1	0	2	7	0	0	0	0	0	0	0	0	5-1	15-12	3	4.89
Mar 20, 2005	Oklahoma	9.0	9	5	5	5	8	1	0	0	0	0	2	1	0	6-5	16-12	4	4.90
Totals		253.2	284	176	138	94	222	60	8	26	14	4	27	26	7	197-176	16-12	4	4.90



Sun Devil Baseball 2005

Home Runs and Misc. Hitting Breakdown:

Player	Multi-Hit Games					Multi RBI	HR Total	Home Run Breakdown						Last Home Run
	Total	2	3	4	5+			H	A	Solo	2	3	GS	
Vinny Biancamano	1	0	1	0	0	1	0	0	0	0	0	0	0	None
Travis Buck	14 (58)	10	1	2	1	4 (28)	2 (15)	2	0	1	0	0	1	3/20/05 vs. Oklahoma
DJ Butler	0	0	0	0	0	0	0	0	0	0	0	0	0	None
Colin Curtis	12 (27)	9	2	1	0	6 (15)	0 (5)	0	0	0	0	0	0	5/3/04 vs. NMSU
Seth Dhaenens	1 (7)	0	1	0	0	1 (2)	1	0	1	1	0	0	0	3/13/05 vs. Western Illinois
Willy Fox	3	1	1	1	0	5	4	2	2	0	3	1	0	3/13/05 vs. Western Illinois
Tuffy Gosewisch	9 (45)	6	3	0	0	9 (34)	5 (9)	2	3	2	3	0	0	3/20/05 vs. Oklahoma
Joey Hooft	7	6	1	0	0	3	0 (5)	0	0	0	0	0	0	None
Rocky Laguna	4	1	3	0	0	4	0	0	0	0	0	0	0	None
Jeff Landry	0	0	0	0	0	0	0	0	0	0	0	0	0	None
Jeff Larish	10 (71)	7	1	2	0	7 (51)	10 (38)	1	9	4	2	4	0	3/18 vs. Oklahoma
Joe Persichina	4 (17)	4	0	0	0	0 (4)	0 (1)	0	0	0	0	0	0	2/21/04 vs. Memphis
Andrew Romine	4	2	1	0	1	2	0	0	0	0	0	0	0	None
J.J. Sferra	6	6	0	0	0	1	0	0	0	0	0	0	0	None
Austin Stockfisch	2	2	0	0	0	0	0	0	0	0	0	0	0	None
Eric Williams	0	0	0	0	0	0	0	0	0	0	0	0	0	None
Zechry Zinicola	2 (9)	2	0	0	0	2 (8)	1 (4)	0	1	0	1	0	0	3/12 vs. Western Illinois
Team Totals	80	57	15	6	2	45	23	7	16	7	10	5	1	Larish (3/18 vs. Oklahoma)

(career in parenthesis)

Lineup Card - Record Breakdown:

- 1 - Curtis (6-3), Hooft (1-1), Buck (0-4), Sferra (4-3), Laguna (5-0), Landry (0-1)
- 2 - Hooft (5-6), Buck (11-4), Gosewisch (0-1), Curtis (0-1)
- 3 - Buck (5-4), Gosewisch (2-1), Larish (2-2), Hooft (0-1), Curtis (7-4)
- 4 - Larish (10-6), Zinicola (1-1), Curtis (1-1), Gosewisch (3-4), Fox (0-1)
- 5 - Gosewisch (9-4), Curtis (2-3), Zinicola (1-1), Larish (3-1), Persichina (0-2), Fox (1-1)
- 6 - Biancamano (0-2), Persichina (2-2), Gosewisch (2-1), Zinicola (1-2), Laguna (3-1), Hooft (0-1), Fox (6-2), Sogard (1-0), Larish (1-1)
- 7 - Persichina (3-2), Hooft (2-0), Biancamano (4-3), Zinicola (1-2), Larish (0-2), Gosewisch (0-1), Sogard (0-1), Landry (2-0), Butler (3-0), Laguna (0-1), Dhaenens (1-0)
- 8 - Romine (10-7), Zinicola (1-1), Fox (0-1), Laguna (1-1), Persichina (2-1), Dhaenens (2-0), Biancamano (0-1)
- 9 - Sferra (7-6), Romine (6-5), G. Bordes (2-0), Persichina (1-1)

Starters By Position Breakdown:

- C** - Gosewisch (28)
1B - Larish (21), Persichina (4), Zinicola (3)
2B - Persichina (12), Biancamano (7), Hooft (4), G. Bordes (2), Dhaenens (3)
3B - Hooft (12), Larish (3), Biancamano (2), Sogard (2), Landry (3), Buck (6)
SS - Romine (28)
LF - Curtis (21), Sferra (1), Butler (2), Larish (4)
CF - Sferra (19), Curtis (7), Buck (2)
RF - Buck (20), Laguna (8)
DH - Fox (13), Zinicola (8), Laguna (4), Hooft (1), Biancamano (1)
P - Averill (8), Urquidez (4), Bordes (2), Marotz (1), Zinicola (5), Barnette (3), Bresnehan (5)

Attendance

Home attendance: 37,249 (2,865 avg. - 13 dates)
Away attendance: 47,536 (3,169 avg. - 15 dates)
Total attendance: 84,785 (3,028 avg. - 28 dates)

Sun Devils Record When They Score:

Runs	0	1	2	3	4	5	6	7	8	9	10+
W-L	0-1	0-1	0-2	1-3	1-0	3-1	1-2	2-1	1-0	0-0	7-0

Sun Devils Record When Opponent Scores:

Runs	0	1	2	3	4	5	6	7	8	9	10+
W-L	2-0	2-0	1-1	3-0	2-0	2-0	1-1	0-3	1-2	0-1	2-4

Score By Innings In All Games:

Inning	1	2	3	4	5	6	7	8	9	Ex	Total
ASU	24	30	14	22	27	18	19	20	19	4	197
Opp.	20	9	17	31	27	16	12	17	22	5	176

Hitting Streaks:

Player	2005 Longest	Career Long	Current Streak
Vinny Biancamano	2	2	0
Greg Bordes	1	1	1
Travis Buck	9	16	3
DJ Butler	1	1	0
Colin Curtis	7	9	7
Seth Dhaenens	2	6	0
Willy Fox	4	4	0
Tuffy Gosewisch	11	11	1
Joey Hooft	5	5	2
Rocky Laguna	4	4	0
Jeff Landry	1	1	1
Jeff Larish	5	17	1
Joe Persichina	4	4	0
Andrew Romine	5	5	0
J.J. Sferra	6	6	0
Eric Sogard	1	1	0
Austin Stockfisch	2	2	2
Eric Williams	0	0	0
Zechry Zinicola	6	6	0



Sun Devil Baseball 2005

Sun Devil Baseball's Record When...

(Through 28 games of 2005 Season)

Overall	16-12
at Packard Stadium	9-4
Playing on the Road	1-7
at Neutral Site	6-1
Day Games	8-9
Night Games	8-3

Scoring 0-4 Runs	2-7
Scoring 5-9 Runs	7-5
Scoring 10-19 Runs	7-0
Scoring 20+ Runs	0-0

Opp. 5 or less runs	12-1
Opp. 6 or more runs	4-11

ASU Scores First	13-4
Opp. Scores First	3-8
Scoring in 1st Inning	7-3

Leading After 6 Innings	11-2
Trailing After 6 Innings	1-10
Tied After 6 Innings	4-0

Leading After 7 Innings	13-1
Trailing After 7 Innings	0-10
Tied After 7 Innings	3-1

Leading After 8 Innings	14-1
Trailing After 8 Innings	0-10
Tied After 8 Innings	2-1

Last At-Bat Wins	3
After a Win	9-6
After a Loss	7-5

Collecting 1-3 Hits	0-0
Collecting 4-6 Hits	3-3
Collecting 7-9 Hits	3-6
Collecting 10+ Hits	8-3
Collecting 20+ Hits	2-0

Out-Hitting Opponent	12-1
Out-Hit by Opponent	3-11
Hits are Tied	1-0

ASU is Errorless	3-1
ASU Makes 1 Error	6-3
ASU Makes 2+ Errors	7-8

ASU Starter Gets Decision	7-10
Bullpen Gets Decision	9-2

ASU Hits 0 Home Runs	7-7
ASU Hits 1 Home Run	5-4
ASU Hits Multiple HR	4-1

vs. LHP Starters	6-9
vs. RHP Starters	10-3

In Extra Innings	1-2
Doubleheaders	0-0

vs. Non-Conference	16-12
Non-Conference Home	9-4
Non-Conference Away	1-7
Non-Conference Neutral	6-1

vs. Pac-10 (League Games Only)	0-0
Pac-10 Home	0-0
Pac-10 Away	0-0

vs. Ranked Opponents*	4-10
vs. Top 10 Opponents*	3-8
vs. Unranked Teams*	12-2

*Top 25 ranking at time played.

VS. PAC-10 SCHOOLS

Arizona	0-2
California	0-0
Oregon State	0-1
Stanford	0-0
UCLA	0-0
USC	0-0
Washington	0-0
Washington State	0-0
Overall vs. Pac-10	0-3

DAYS OF THE WEEK

Monday	1-0
Tuesday	0-1
Wednesday	0-1
Thursday	0-0
Friday	4-3
Saturday	8-1
Sunday	3-6

MONTHS OF THE YEAR

January	1-2
February	7-8
March	8-2
April	0-0
May	0-0
June	0-0

UNIFORMS

Old School	7-4
White Home	7-1
Gray Sleeveless	1-3
Gray 'Old School'	0-0
Maroon BP	1-4
Black Shoes	8-10
White Shoes	8-2
Esmay Wears Batting Gloves	3-0

PITCHING

Averill Starts	5-3
Urquidez Starts	3-1
Bordes Starts	0-2
Marotz Starts	1-0
Zinicola Starts	3-2
Barnette Starts	1-2
Bresnehan Starts	3-2

Starter Goes Less Than 5	3-8
Starter Goes 5+	13-4

MISC. HITTING

Larish Records Hit	12-9
Larish Hits HR	5-2
Buck Records Hit	16-7
Buck Mult-Hit Game	12-2
TV Games	2-0
Radio Games	4-7

Longest Win Streak	3
Longest Losing Streak	6
Last Five Games	4-1
Last 10 Games	8-2
Last 15 Games	10-5
Last 20 Games	11-9
Current Streak	Won 3

Largest Winning Margin	18
Largest Losing Margin	17

vs. Teams .500 or better	10-10
vs. Teams worse than .500	5-1

LEADING OFF

Curtis Leads Off	6-3
Sferra Leads Off	4-3
Laguna Leads Off	5-0
Buck Leads Off	0-4
Hooft Leads Off	1-1
Landry Leads Off	0-1



Sun Devil Baseball 2005

Sun Devil Baseball Team and Player Superlatives

(2005 Season and Player Superlatives -- through 28 games)

Arizona State Team Superlatives

TEAM BATTING

Most At-Bats:	61	W. Illinois (3/13)
Fewest At-Bats:	28	Ohio State (3/6)
Most Runs (Game):	30	W. Illinois (3/13)
Most Runs (Inning):	15 (9th)	W. Illinois (3/13)
Most Runs (1st Inning):	5	East Carolina (3/5)
Fewest Runs (Game):	0	Gonzaga (2/13)
Most Hits (Game):	35	W. Illinois (3/13)
Fewest Hits (Game):	4	Gonzaga (2/13)
RBI:	29	W. Illinois (3/13)
Doubles:	7	W. Illinois (3/13)
Triples:	3	W. Illinois (3/12)
Home Runs:	5	W. Illinois (3/13)
Total Bases:	57	W. Illinois (3/13)
Walks:	7-4x	East Carolina (3/5)
Most Strikeouts:	15	North Carolina (3/4)
Fewest Strikeouts:	2	Baylor (2/26)
Sacrifice Bunts:	2	Baylor (2/27)
Sacrifice Flies:	2	Baylor (2/26)
Stolen Bases:	6	NMSU (2/7)
Left on Base:	14	North Carolina (3/4)
Hit into DP:	3	W. Illinois (3/13)
Hit by Pitches:	3	Arizona (2/15)

TEAM FIELDING

Most Putouts:	41	Arizona (2/15)
Most Assists:	18	Baylor (2/27)
Most Errors:	5-2x	Baylor (2/27)
DPs Turned:	3	Tulane (2/20)

TEAM PITCHING

Most Runs Allowed:	20	LSU (3/13)
Fewest Runs Allowed:	0-2x	Ohio State (3/6)
Most Hits Allowed:	20	LSU (3/13)
Fewest Hits Allowed:	3	North Carolina (3/4)
Most Strikeouts:	14-2x	North Carolina (3/4)
Fewest Strikeouts:	4	Gonzaga (2/5)
Most Walks:	7-3x	LSU (3/13)
Fewest Walks:	0	NMSU (2/4)
Hit-by-Pitches:	5	LBSU (1/28)
Wild Pitches:	3	LBSU (1/28)
Balks:	1-4x	Baylor (2/26)
Home Runs Allowed:	6	LSU (3/13)
Most Pitchers Used:	7	Arizona (2/23)

MISCELLANEOUS

Consecutive Wins:	3	--
Consecutive Losses:	6	--
Home Wins In a Row:	2	--
Road Wins In a Row:	3	--
Longest Game:	5:13	Arizona (2/15)
Shortest Game:	2:15	Gonzaga (2/13)
Most Innings:	14	Arizona (2/15)
Largest Home Attendance:	4,783	LBSU (1/28)
Largest Road Attendance:	7,435	Tulane (2/19)
Largest 3-Game Home Attendance:	10,532	LBSU

Arizona State Player Superlatives

INDIVIDUAL BATTING

At-Bats:	8	Buck/Curtis (W. Illinois; 3/13)
Runs:	6	Larish (W. Illinois; 3/13)
Hits:	6	Buck (W. Illinois; 3/13)
RBIs:	6	Dhaenens (W. Illinois; 3/13)
Doubles:	3	Gosewisch (NMSU; 2/7)
Triples:	2	Buck (W. Illinois; 3/12)
Home Runs:	2-3x	Larish (W. Illinois; 3/13)
Grand Slams:	1	Buck (Baylor; 2/25)
Total Bases:	10-2x	(W. Illinois; 3/13)
Walks:	4	Curtis (North Carolina; 3/4)
Strikeouts:	4	Larish (North Carolina; 3/4)
Hit By Pitch:	1	Several Players
Sacrifice Flies:	1-10x	Several Players
Sacrifice Bunts:	2	Romine (Oregon State; 2/6)
Stolen Bases:	4	Laguna (NMSU; 2/7)
Caught Stealing:	1-21x	Several Players
Runners LOB:	6-3x	Gosewisch (Oklahoma; 3/18)

INDIVIDUAL FIELDING

Putouts:	16	Larish (Gonzaga; 2/13)
Assists (INF):	7	Buck (Oklahoma; 3/19)
Assists (OF):	1-3x	Laguna (Oklahoma; 3/18)
Errors:	3	Landry (LSU; 3/13)
Passed Balls:	None	None

INDIVIDUAL PITCHING

Innings Pitched:	9.0-3x	Averill (Oklahoma; 3/19)
Runs Allowed:	9-2x	Urquidez (LSU; 3/13)
Walks:	6	Urquidez (Tulane; 2/18)
Strikeouts:	14	Averill (NMSU; 2/4)
Hits Allowed (S):	10	Urquidez (LBSU; 1/29)
Fewest Hits (S):	2	Bresnehan (Baylor; 2/26)
Wild Pitches:	2-3x	Zinicola (Oklahoma; 3/18)
Hit Batters:	3	Zinicola (Oklahoma; 3/18)
Balks:	1-4x	Garrison (Baylor; 2/26)

Runners in Scoring Position

Player	Avg	AB	H	RBI
Austin Stockfisch...	1.000	2	2	1
Colin Curtis...	.432	37	16	19
Rocky Laguna...	.421	19	8	13
Jeff Larish...	.361	36	13	22
Travis Buck...	.342	38	13	18
Joey Hooft...	.333	18	6	10
Zechry Zinicola...	.333	15	5	4
Willy Fox...	.333	15	5	12
Seth Dhaenens...	.333	12	4	7
Tuffy Gosewisch...	.289	38	11	20
Andrew Romine...	.265	34	9	11
DJ Butler...	.250	4	1	1
J.J. Sferra...	.208	24	5	6
Vinny Biancamano...	.182	11	2	2
Eric Sogard...	.167	6	1	1
Joe Persichina...	.160	25	4	5
Jeff Landry...	.000	5	0	0
Totals308	341	105	152

Bases Loaded

Player	Avg	AB	H	RBI
Joey Hooft...	1.000	1	1	3
Andrew Romine...	.500	2	1	2
Willy Fox...	.333	3	1	3
Travis Buck...	.250	4	1	5
Tuffy Gosewisch...	.167	6	1	3
Joe Persichina...	.000	3	0	1
Rocky Laguna...	.000	3	0	2
Colin Curtis...	.000	2	0	1
Totals179	28	5	22



Sun Devil Baseball 2005

Games With At Least One Hit

Biancamano	5 of 18 games
Buck	23 of 28 games
Butler	2 of 8 games
Curtis	22 of 28 games
Dhaenens	4 of 15 games
Fox	10 of 18 games
Gosewisch	21 of 28 games
Hoof	13 of 17 games
Laguna	8 of 21 games
Larish	21 of 28 games
Persichina	11 of 26 games
Romine	15 of 28 games
Sferra	14 of 24 games
Sogard	2 of 8 games
Stockfisch	2 of 3 games
Zinicola	12 of 17 games

Games With An RBI

Biancamano	2 of 18 games
Buck	12 of 28 games
Butler	1 of 8 games
Curtis	12 of 28 games
Dhaenens	2 of 15 games
Fox	7 of 18 games
Gosewisch	16 of 28 games
Hoof	6 of 17 games
Laguna	9 of 21 games
Larish	12 of 28 games
Persichina	5 of 26 games
Romine	7 of 28 games
Sferra	5 of 24 games
Sogard	1 of 8 games
Stockfisch	1 of 3 games
Zinicola	4 of 17 games

*may reflect walk with an RBI

Extra Base Hits

Larish	19
Buck	15
Gosewisch	11
Fox	8
Laguna	6
Curtis	6
Romine	5
Hoof	5
Sferra	4
Persichina	3
Zinicola	3
Biancamano	2
Dhaenens	1
G. Bordes	1
Butler	0

Home Run Breakdown

Total Home Runs	23
Solo Home Runs	7
2-Run Home Runs	10
3-Run Home Runs	5
Grand Slams	1
Back-to-Back	0
First Inning	5
Second Inning	1
Third Inning	1
Fourth Inning	5
Fifth Inning	3
Sixth Inning	2
Seventh Inning	2
Eighth Inning	0
Ninth Inning	4
Tenth or later	0
Pinch-Hit Home Runs	0
vs. RHP	11
vs. LHP	12
0-outs	6
1-outs	10
2-outs	7

Breaking Down the Bullpen:

2005 Season Bullpen Stats										1st Batters		Last Relief App.	IP	H	R	ER	BB	SO
Pitcher	G	W-L-S	ERA	IP	H	R-ER	RI/S	Retired/Faced										
Andes	3	0-0-0	0.00	2.0	2	0-0	3/0	1/3	3/11 at LSU	0.1	1	0	0	2	0			
Averill	0	0-0-0	0.00	0.0	0	0-0	0/0	0/0	-									
Barnette	13	2-0-0	7.36	22.0	29	21-18	14/7	6/13	3/20 vs. OKLA (w)	1.0	2	2	2	1	1			
Bordes	11	1-0-1	3.24	25.0	20	9-9	18/7	9/11	3/20 vs. OKLA	3.0	3	0	0	1	2			
Bresnehan	6	0-0-0	2.08	13.0	14	3-3	7/4	3/6	2/23 at Arizona	1.0	3	1	1	0	2			
Dryanski	6	0-0-0	3.18	11.1	14	6-4	3/3	1/6	3/13 at LSU	2.0	3	1	1	1	2			
Garrison	5	0-0-1	10.29	7.0	9	8-8	3/1	4/5	3/12 vs. WIU (s)	4.0	1	0	0	2	5			
Marotz	4	0-1-0	7.71	4.2	7	4-4	1/0	3/4	2/23 at Arizona	0.1	1	1	1	0	0			
Satow	1	1-0-0	10.80	5.0	9	9-6	0/0	0/1	3/13 vs. WIU (w)	5.0	9	9	6	3	1			
Urquidez	8	3-1-1	3.15	20.0	15	12-7	10/5	3/8	3/20 vs. OKLA (s)	2.0	2	0	0	1	2			
Zinicola	4	2-0-1	6.35	5.2	5	7-4	6/3	2/5	2/7 vs. NMSU (w)	3.0	3	7	4	4	3			

RI = Runners Inherited S = Runners Scored

Charting The Bullpen:

Opponent	Date	W-L-S	Pitchers	Inn.	IP	H	R-ER	BB	SO
LBSU	1/28	---	Bresnehan/Barnette/Zinicola/Dryanski	5th	5.0	1	3-0	3	5
LBSU	1/29	W	Marotz/Zinicola	6th	4.0	3	1-1	0	5
LBSU	1/30	---	Barnette/Bresnehan/Garrison/Andes	5th	5.0	10	8-8	3	7
Gonzaga	2/5	S	Barnette/Zinicola	8th	2.0	5	3-3	1	0
Oregon St.	2/6	---	Barnette/Bresnehan	5th	4.2	9	6-6	1	8
NMSU	2/7	W	Barnette/Zinicola	6th	3.1	3	7-4	4	3
Oklahoma	2/12	W	Bresnehan/Barnette	6th	3.2	2	0-0	1	5
Gonzaga	2/13	---	Bordes	5th	4.2	3	0-0	0	3
Arizona	2/15	L	Bordes/Bresnehan/Marotz	6th	8.1	7	5-5	3	10
Tulane	2/18	---	Dryanski	6th	3.0	4	1-1	1	2
Tulane	2/19	---	Bordes/Marotz/Garrison	6th	3.0	5	2-2	2	3
Tulane	2/20	---	Barnette/Bordes/Urquidez	4th	5.0	6	4-4	2	2
Arizona	2/23	---	Dryanski/Bresnehan/Bordes/Urquidez/Marotz/Garrison	2nd	6.1	11	6-6	1	3
Baylor	2/25	W	Urquidez	7th	3.0	1	0-0	2	4
Baylor	2/26	W	Bordes/Garrison/Barnette/Andes	5th	5.0	6	2-2	1	4
Baylor	2/27	L	Urquidez/Barnette/Bordes	6th	5.0	4	4-0	4	3
N. Carolina	3/4	W	Urquidez	6th	5.1	0	0-0	3	9
E. Carolina	3/5	---	Barnette	7th	2.2	1	0-0	1	1
Ohio State	3/6	S	Bordes	7th	3.0	1	0-0	1	4
LSU	3/11	---	Bordes/Andres/Dryanski	4th	4.2	3	0-0	2	3
W. Illinois	3/12	S	Garrison	6th	4.0	1	0-0	2	5
W. Illinois	3/13	W	Bordes/Satow/Dryanski	2nd	7.1	11	9-6	3	2
LSU	3/13	---	Urquidez/Barnette/Dryanski	1st	7.2	16	16-13	4	10
Oklahoma	3/18	W	Barnette/Urquidez	6th	4.0	4	0-0	0	5
Oklahoma	3/20	W/S	Bordes/Barnette/Urquidez	4th	6.0	7	2-2	3	4

Starters vs. The Bullpen

		W-L	IP	H	R	ER	BB	SO
Starting Pitchers	5.09 ERA	7-10	138.0	160	97	78	46	111
Relief Pitchers	4.67 ERA	9-2-4	115.2	124	79	60	48	111



Sun Devil Baseball 2005

Sun Devil Pitchers – Career Game-by-Game

Seth Garrison • RHP • #17

2005	Opp	S/R	W/L	IP	H	R	ER	BB-SO
1/30	LBSU (#14)	R	---	1.1	4	5	5	2-2
2/19	Tulane (#1)	R	---	1.0	0	0	0	0-2
2/23	Arizona (#7)	R	---	0.1	2	2	2	1-0
2/26	Baylor (#8)	R	---	0.1	2	1	1	0-1
3/12	WU	R	S	4.0	1	0	0	2-5
Season Totals		5	0-0-1	7.0	9	8	8	5-10

Quentin Andes • RHP • #21

2005	Opp	S/R	W/L	IP	H	R	ER	BB-SO
1/30	LBSU (#14)	R	---	0.2	0	0	0	0-0
2/26	Baylor (#8)	R	---	1.0	1	0	0	0-1
3/11	LSU (#5)	R	---	0.1	1	0	0	0-2
Season Totals		3	0-0-0	2.0	2	0	0	0-3

2004	Opp	S/R	W/L	IP	H	R	ER	BB-SO
2/8	FSU (#18)	R	S	2.1	1	0	0	2-4
2/15	OKLA	R	---	1.1	1	1	1	1-1
2/27	UConn	R	---	1.0	1	1	1	3-2
3/5	ECU (#18)	R	---	0.2	1	0	0	0-0
3/7	ECU (#18)	R	---	1.2	2	1	1	1-2
3/13	Tulane (#11)	R	---	2.2	1	0	0	1-1
3/16	Okla. State	R	---	3.0	2	0	0	0-2
3/19	Cal	R	L	1.1	3	2	2	0-1
3/27	Washington	R	S	3.0	1	0	0	0-3
3/28	Washington	R	---	0.1	2	2	1	0-0
4/3	USC	R	---	0.0	2	2	2	1-0
4/4	USC	R	---	0.1	4	3	3	0-0
4/8	ORU (#24)	R	---	0.0	0	0	0	2-0
4/27	Wichita St.	R	---	1.1	2	1	1	0-1
5/4	NMSU	R	---	1.2	0	0	0	0-4
5/16	Oregon St.	R	---	1.0	2	1	1	1-1
5/19	NMSU	R	---	2.2	2	1	1	2-3
5/23	Arizona	R	---	0.0	3	2	2	1-0
5/28	Stanford	R	---	4.0	2	0	0	1-2
5/30	Stanford	R	---	1.0	1	0	0	2-0
6/5	CSF (#9)	R	---	2.1	0	0	0	0-0
Season Totals		20	5-1-2	31.2	32	17	16	18-27

Kevin Dryanski • RHP • #31

2005	Opp	S/R	W/L	IP	H	R	ER	BB-SO
1/28	LBSU (#14)	R	---	1.0	0	2	0	0-0
2/18	Tulane (#1)	R	---	3.0	4	1	1	1-2
2/23	Arizona (#7)	R	---	2.1	5	2	2	0-1
3/11	LSU (#5)	R	---	2.0	1	0	0	0-0
3/13	WU	R	---	1.0	1	0	0	0-1
3/13	LSU (#5)	R	---	2.0	3	1	1	1-2
Season Totals		6	0-0-0	11.1	14	6	4	2-6

Jason Urquidez • RHP • #34

2005	Opp	S/R	W/L	IP	H	R	ER	BB-SO
1/29	LBSU (#14)	S	---	5.0	10	5	5	1-4
2/5	Gonzaga	S	W	7.0	6	5	4	1-4
2/12	Oklahoma	S	---	5.1	9	5	4	1-3
2/18	Tulane (#1)	S	L	5.0	7	6	6	6-7
2/20	Tulane (#1)	R	---	0.1	1	0	0	0-1
2/23	Arizona (#7)	R	---	1.0	0	0	0	0-0
2/25	Baylor (#8)	R	W	3.0	1	0	0	2-4
2/27	Baylor (#8)	R	L	4.1	2	3	0	3-2
3/4	UNC (#4)	R	---	5.1	0	0	0	3-9
3/13	LSU (#5)	R	---	2.2	7	9	7	2-2
3/18	Oklahoma	R	W	1.1	2	0	0	0-1
3/20	Oklahoma	R	S	2.0	2	0	0	1-2
Season Totals		12	4-2-1	42.1	47	33	26	20-39

2004	Opp	S/R	W/L	IP	H	R	ER	BB-SO
2/8	FSU (#18)	S	W	5.0	6	1	1	3-9
2/14	Utah	S	W	6.0	3	0	0	2-7
2/22	Rice (#1)	S	W	9.0	3	1	1	2-7
2/29	UConn	S	W	3.0	3	1	1	1-1
3/6	ECU (#18)	S	W	7.0	5	4	3	3-4
3/12	Tulane (#11)	S	W	5.2	4	1	1	5-5
3/20	California	S	L	1.1	4	3	3	2-0
3/26	Washington	S	L	4.1	5	5	3	4-6
4/2	USC	S	W	8.1	7	3	3	6-7
4/9	ORU (#24)	S	W	7.0	5	1	1	2-6
4/17	UCLA	S	---	4.0	8	3	3	0-2
4/24	WSU	S	---	6.1	7	2	2	1-4
4/27	Wichita St.	R	---	1.0	1	1	1	2-1
4/28	Wichita St.	R	---	1.1	3	2	2	1-2
5/3	NMSU	S	W	5.0	2	1	1	2-7
5/15	Oregon St.	S	W	8.1	9	1	1	2-12
5/22	Arizona	S	W	7.1	3	2	2	4-9
5/29	Stanford (#2)	S	L	2.1	6	5	5	2-1
6/5	Minnesota	S	W	5.1	6	3	3	3-4
Season Totals		19	12-3	97.2	90	40	37	47-94

Zechry Zinicola • RHP • #37

2005	Opp	S/R	W/L	IP	H	R	ER	BB-SO
1/28	LBSU (#14)	R	---	0.1	0	0	0	1-1
1/29	LBSU (#14)	R	---	1.1	1	0	0	0-1
2/5	Gonzaga	R	S	1.0	1	0	0	0-0
2/7	NMSU	R	W	3.0	3	7	4	4-3
2/13	Gonzaga	S	L	4.1	3	2	0	1-4
2/23	Baylor (#8)	S	---	6.0	9	3	2	0-6
3/4	UNC (#4)	S	---	5.2	3	3	3	4-5
3/11	LSU (#5)	S	L	3.1	7	6	6	3-1
3/18	Oklahoma	S	---	5.0	2	4	4	4-5
Season Totals		9	2-2-1	30.0	29	25	19	17-26

2004	Opp	S/R	W/L	IP	H	R	ER	BB-SO
2/6	FSU (#18)	R	W	2.0	1	0	0	1-2
2/16	Gonzaga	R	S	2.0	3	0	0	0-4
2/20	Lamar	R	L	1.0	2	2	2	1-1
2/29	UConn	R	---	2.0	4	3	2	2-2
3/7	ECU (#18)	S	---	3.0	1	0	0	1-3
3/17	Okla. State	S	---	2.0	4	3	3	2-2
3/21	California	S	W	7.0	6	2	2	1-5
3/28	Washington	S	---	4.0	3	2	1	1-3
4/3	USC	R	---	3.1	4	5	5	1-2
4/8	ORU (#24)	R	---	2.0	1	0	0	0-0
4/9	ORU (#24)	R	---	2.0	1	0	0	1-2
4/12	Arizona	R	S	1.2	2	0	0	0-5
4/17	UCLA	R	W	1.1	0	0	0	0-2
4/18	UCLA	R	L	3.0	5	2	2	0-3
4/24	WSU	R	W	2.2	1	0	0	0-3
4/27	Wichita St.	R	S	1.0	2	0	0	0-1
4/28	Wichita St.	R	S	1.1	2	0	0	0-1
5/4	NMSU	R	---	1.0	1	0	0	0-0
5/14	Oregon St.	R	S	2.0	0	0	0	1-4
5/15	Oregon St.	R	S	0.2	1	0	0	0-1
5/22	Arizona	R	---	1.2	1	0	0	2-1
5/23	Arizona	R	---	0.2	2	3	3	1-1
5/30	Stanford (#2)	R	S	4.2	2	0	0	2-4
6/4	Pepperdine	R	---	3.2	4	1	0	0-1
6/5	Minnesota	R	S	3.2	4	1	1	3-4
Season Totals		25	4-2-8	56.1	52	24	21	20-57

Pat Bresnehan • RHP • #40

2005	Opp	S/R	W/L	IP	H	R	ER	BB-SO
1/28	LBSU (#14)	R	---	1.2	1	0	0	1-2
1/30	LBSU (#14)	R	---	0.2	3	1	1	1-2
2/6	OSU	R	---	4.1	4	1	1	1-7
2/12	Oklahoma	R	---	0.0	1	0	0	0-0
2/15	Arizona (#9)	R	---	5.1	2	0	0	2-7
2/20	Tulane (#1)	S	L	3.0	4	5	5	2-1
2/23	Arizona (#7)	R	---	1.0	3	1	1	0-2
2/26	Baylor (#8)	S	---	4.0	2	2	2	1-2
3/3	Ohio State	S	---	1.0	5	0	0	2-4
3/13	LSU (#5)	S	L	0.1	4	4	4	3-0
3/20	Oklahoma	S	---	3.0	2	3	3	2-3
Season Totals		11	1-2-0	29.1	31	17	17	15-30

2004	Opp	S/R	W/L	IP	H	R	ER	BB-SO
2/7	FSU (#18)	R	---	0.2	0	0	0	0-0
2/8	FSU (#18)	R	---	0.0	1	3	3	3-0
2/15	OKLA	R	---	0.1	0	0	0	0-1
2/16	Gonzaga	R	---	5.0	4	0	0	1-7
2/24	ARIZ (#16)	R	S	3.0	0	0	0	1-5
2/28	UConn	R	W	4.0	2	2	0	4-5
3/5	ECU (#18)	R	---	2.0	1	0	0	0-1
3/6	ECU (#18)	R	S	2.0	1	0	0	0-2
3/14	Tulane (#11)	R	S	2.0	1	0	0	0-2
3/16	Okla. State	R	S	1.2	2	0	0	0-1
3/16	Okla. State	R	---	2.0	1	0	0	1-1
3/21	California	R	---	2.0	6	2	2	0-0
3/28	Washington	R	L	2.2	4	3	3	0-2
4/4	USC	R	---	2.2	3	2	2	1-3
4/8	ORU (#24)	R	L	1.1	3	6	3	4-2
4/12	Arizona	S	---	2.0	5	4	4	3-1
4/18	UCLA	R	---	1.0	1	1	1	0-1
4/25	WSU	R	---	0.2	1	3	3	3-1
4/27	Wichita St.	R	---	2.2	1	0	0	3-4
5/4	NMSU	R	---	1.0	2	1	1	1-2
5/18	New Mexico	R	---	0.2	0	0	0	0-1
5/23	Arizona	R	---	0.2	1	0	0	0-1
5/29	Stanford (#2)	R	---	2.1	2	0	0	2-2
Season Totals		23	3-2-5	41.1	41	28	22	27-45

Josh Satow • LHP • #41

2005	Opp	S/R	W/L	IP	H	R	ER	BB-SO
3/13	WU	R	---	5.0	9	9	6	3-1
Season Totals		1	1-0	5.0	9	9	6	3-1

Erik Averill • LHP • #45

2005	Opp	S/R	W/L	IP	H	R	ER	BB-SO
1/28	LBSU (#14)	S	L	4.0	9	4	3	0-6
2/4	NMSU	S	W	9.0	7	0	0	0-14
2/12	S. Alabama	S	W	9.0	5	2	1	1-8
2/19	Tulane (#1)	S	L	5.0	8	5	5	1-1
2/27	Baylor (#8)	S	---	5.0	6	4	4	1-4
3/5	ECU	S	W	6.1	6	3	2	4-3
3/12	W. Illinois	S	W	5.0	7	1	1	1-4
3/19	Oklahoma	S	W	9.0	5	1	0	2-7
Season Totals		7	5-2	52.1	53	20	16	10-47

Sun Devil Baseball 2005

Sun Devil Pitchers – Career Game-by-Game

Brett Bordes • LHP • #49

2005	Opp	S/R	W/L	IP	H	R	ER	BB-SO
1/30	LBSU (#14)	S	L	4.0	6	3	0	0-4
2/6	OSU	S	L	4.1	6	6	4	2-2
2/13	Gonzaga	R	---	4.2	3	0	0	0-3
2/15	Arizona (#9)	R	---	2.1	3	3	3	1-2
2/19	Tulane (#1)	R	---	1.0	3	2	2	1-0
2/20	Tulane (#1)	R	---	3.2	2	3	3	1-1
2/23	Arizona (#7)	R	---	1.1	0	0	0	0-0
2/26	Baylor (#8)	R	W	2.0	3	1	1	1-0
2/27	Baylor (#8)	R	---	0.1	0	0	0	0-0
3/6	Ohio State	R	S	3.0	1	0	0	1-4
3/11	LSU (#5)	R	---	2.1	0	0	0	0-3
3/13	WIU	R	---	1.1	1	0	0	0-0
3/20	Oklahoma	R	---	3.0	3	0	0	1-2
Season Totals		13	1-2-1	33.1	31	18	13	8-21

2004	Opp	S/R	W/L	IP	H	R	ER	BB-SO
2/7	FSU (#18)	S	---	0.2	4	6	6	3-2
2/15	OKLA	R	---	2.0	3	2	2	1-3
2/24	ARIZ (#16)	S	W	6.0	3	0	0	3-10
3/14	Tulane (#11)	S	---	4.1	3	0	0	3-6
3/20	California	R	---	2.1	6	4	4	1-1
3/27	Washington	S	W	6.0	4	4	4	5-6
4/3	USC	S	---	1.1	2	1	1	3-1
4/18	UCLA	R	---	0.2	0	3	3	4-2
4/27	Wichita St.	R	---	0.2	1	0	0	0-0
5/3	NMSU	R	S	4.0	2	1	1	1-3
5/16	Oregon St.	S	W	5.0	4	2	1	2-4
5/23	Arizona	S	L	0.1	3	6	6	4-0
5/30	Stanford (#2)	S	---	0.1	4	4	4	1-0
Season Totals:		13	3-1-1	33.2	39	32	32	30-38

2003	Opp	S/R	W/L	IP	H	R	ER	BB-SO
1/16	UHH	R	---	1.2	0	0	0	2-2
1/19	UHH - 2	R	---	1.0	1	1	1	1-1
1/26	SDSU	R	---	0.1	1	0	0	1-0
1/31	LBSU	R	---	0.1	2	1	1	0-0
2/8	BYU	R	---	1.1	0	0	0	0-3
2/15	Okla. State	R	---	2.0	2	1	1	3-2
2/22	ND	R	---	2.1	1	0	0	2-3
3/2	PSU	R	---	0.2	2	0	0	0-2
3/9	CSUN	R	---	2.0	0	0	0	1-1
3/14	Oklahoma	R	---	1.0	1	0	0	1-1
3/16	Oklahoma	R	---	1.0	1	1	1	0-2
3/19	Wichita St.	R	---	1.0	1	2	2	1-0
3/23	Stanford	R	---	1.0	0	0	0	0-0
3/24	Stanford	R	---	0.1	1	0	0	1-0
3/28	USC	R	W	0.1	0	0	0	0-0
3/30	USC	R	---	0.1	2	1	1	1-0
4/2	N. Mexico	R	---	0.2	1	1	1	2-2
4/13	Cal - 2	R	---	1.0	0	0	0	2-0
4/17	UCLA	R	---	0.2	0	0	0	0-1
4/18	UCLA	R	L	1.0	0	1	1	0-1
4/26	WSU	R	---	0.1	0	0	0	2-0
4/27	WSU	R	---	1.0	1	0	0	1-2
5/14	Oregon St.	R	---	1.0	3	2	0	0-1
5/18	UW	R	---	2.0	0	0	0	3-1
5/25	Arizona	R	---	0.2	0	1	1	2-1
6/1	UNLV	R	---	1.0	0	0	0	0-1
6/8	CSF	R	---	2.0	0	0	0	2-1
Season Totals:		27	1-1	28.0	21	12	10	28-27

Tony Barnette • RHP • #50

2005	Opp	S/R	W/L	IP	H	R	ER	BB-SO
1/28	LBSU (#14)	R	---	2.0	0	1	0	1-2
1/30	LBSU (#14)	R	---	2.1	3	2	2	0-3
2/5	Gonzaga	R	---	1.0	4	3	3	1-0
2/6	OSU	R	---	0.1	5	5	5	0-1
2/7	NMSU	R	---	0.1	0	0	0	0-0
2/12	Oklahoma	R	W	3.2	1	0	0	1-5
2/15	Arizona (#9)	S	---	5.1	5	2	1	2-3
2/20	Tulane (#1)	R	---	1.0	3	1	1	1-0
2/23	Arizona (#7)	S	L	1.2	6	5	5	0-1
2/26	Baylor (#8)	R	---	1.2	0	0	0	0-2
2/27	Baylor (#8)	R	---	0.1	2	1	0	1-1
3/5	ECU	R	---	2.2	1	0	0	1-1
3/13	WIU	S	---	1.2	7	4	4	1-2
3/13	LSU (#5)	R	---	3.0	6	6	5	1-6
3/18	Oklahoma	R	---	2.2	2	0	0	0-4
3/20	Oklahoma	R	W	1.0	2	2	2	1-1
Season Totals		16	2-1	30.2	47	32	28	11-32



Sun Devil Baseball 2005

Sun Devil Miscellaneous Hitting Statistics

Stats By Position			Stats By Order			Record By Margin				Big Innings	
Pos.	HR	RBI	Pos.	HR	RBI	No.	Total	H	A	Runs	No.
C	5	28	1	0	11	1R	4-3	3-1	1-2	2	19
1B	8	29	2	2	22	2R	4-1	3-0	1-1	3	18
2B	1	17	3	1	13	3R	1-0	0-0	1-0	4	8
3B	1	13	4	7	24	4R	1-1	1-1	0-0	5	2
SS	0	11	5	6	34	5R	1-1	0-0	1-1	6	0
LF	2	20	6	4	27	6R	0-4	0-1	0-3	7	0
CF	1	12	7	1	14	7R	1-0	0-0	1-0	8	0
RF	1	21	8	1	19	8R	1-0	1-0	0-0	9	0
DH/P	4	20	9	0	15	9R	0-0	0-0	0-0	10+	1
PH	0	6	Tot.	23	177	10+R	3-2	1-1	2-1	Tot.	48
Tot.	23	177				Tot.	16-12	9-4	7-8		

'A' includes neutral

How the Sun Devils Have Scored:

0-Out Runs	1-Out Runs	2-Out Runs	Total Runs	Two-Out RBI
36	66	95	197	80

Home Runs By ASU (23)

Player	Date	Opp.	Pitcher	Runners
Gosewisch	2/6	Oregon St.	Maxwell (L)	2-run HR
Larish	2/12	S. Alabama	Walters (R)	2-run HR
Larish	2/12	Oklahoma	McCutchen (R)	3-run HR
Fox	2/20	Tulane	Crowel (L)	2-run HR
Larish	2/23	Arizona	Coulon (L)	Solo HR
Larish	2/23	Arizona	Berger (L)	Solo HR
Buck	2/25	Baylor	Taylor (L)	Grand Slam
Fox	2/26	Baylor	VanAllen (L)	2-run HR
Fox	2/27	Baylor	McCormick (R)	3-run HR
Gosewisch	3/5	ECU	Brooks (R)	2-run HR
Larish	3/6	ECU	Brooks (R)	3-run HR
Larish	2/12	WIU	Adams (R)	3-run HR
Zinicola	2/12	WIU	Pendell (L)	2-run HR
Larish	2/12	WIU	Mandele (L)	2-run HR
Gosewisch	2/13	WIU	Kohorst (R)	2-run HR
Larish	2/13	WIU	Kohorst (R)	Solo HR
Fox	2/13	WIU	Pyles (L)	2-run HR
Larish	2/13	WIU	Pendell (L)	3-run HR
Dhaenens	2/13	WIU	Pendell (L)	2-run HR
Gosewisch	2/13	LSU	Smith (L)	Solo HR
Larish	3/18	Oklahoma	Brownell (R)	Solo HR
Buck	3/20	Oklahoma	Burns (R)	Solo HR
Gosewisch	3/20	Oklahoma	Burns (R)	Solo HR

Home Runs By Opponents (26)

Player	Date	Team	Pitcher	Runners
Sindlinger	1/30	LBSU	Bordes	2-run HR
Thibault	2/5	Gonzaga	Urquidez	Solo HR
Anderson	2/6	Oregon St.	Bordes	Solo HR
Harvey	2/7	NMSU	Marotz	Solo HR
Harvey	2/7	NMSU	Zinicola	3-run HR
Van Houten	2/15	Arizona	Bordes	2-run HR
Brown	2/15	Arizona	Marotz	2-run HR
Southard	2/18	Tulane	Urquidez	Solo HR
Barket	2/20	Tulane	Bresnehan	Grand Slam
Manzello	2/20	Tulane	Bordes	Solo HR
Frey	2/23	Arizona	Barnette	Solo HR
Boyer	2/23	Arizona	Dryanski	Solo HR
Hundley	2/23	Arizona	Bresnehan	Solo HR
Reynolds	2/26	Baylor	Bresnehan	Solo HR
Reynolds	2/27	Baylor	Averill	2-run HR
Webb	3/4	UNC	Zinicola	Solo HR
Flack	3/4	UNC	Zinicola	2-run HR
Richardson	3/5	ECU	Averill	Solo HR
Stewart	3/11	LSU	Zinicola	2-run HR
Pacyga	3/13	WIU	Satow	3-run HR
Patterson	3/13	LSU	Bresnehan	3-run HR
Gill	3/13	LSU	Urquidez	Grand Slam
Patterson	3/13	LSU	Urquidez	Solo HR
Harris, C.	3/13	LSU	Urquidez	Solo HR
Stavinoha	3/13	LSU	Urquidez	Solo HR
Liuzza	3/13	LSU	Barnette	2-run HR

Series Pitching Breakdown:

	W-L	ERA	IP	H	R	ER	BB	SO
LBSU	1-2	5.67	27.0	39	24	17	7	31
Schaefer Tour.	3-1	6.00	36.0	42	30	24	9	34
Surprise	2-1	1.67	27.0	22	9	5	4	23
Tulane	0-3	8.62	24.0	33	24	23	14	16
Baylor	2-1	2.57	28.0	28	15	8	9	23
ECU Tourney	3-0	1.55	29.0	16	6	5	15	26
LSU/WIU	2-2	8.47	34.0	56	40	32	19	27
Oklahoma	3-0	3.00	27.0	20	10	9	11	25
USC	0-0	0.00	0.0	0	0	0	0	0
Wright State	0-0	0.00	0.0	0	0	0	0	0
California	0-0	0.00	0.0	0	0	0	0	0
Stanford	0-0	0.00	0.0	0	0	0	0	0
UCLA	0-0	0.00	0.0	0	0	0	0	0
Oregon State	0-0	0.00	0.0	0	0	0	0	0
Arizona	0-0	0.00	0.0	0	0	0	0	0
Washington	0-0	0.00	0.0	0	0	0	0	0
WSU	0-0	0.00	0.0	0	0	0	0	0

Series Batting Breakdown:

	AVG	AB	R	H	RBI	2B-3B-HR	BB-SO
LBSU	.298	104	12	31	10	6-2-0	9-21
Schaefer	.347	150	39	52	35	16-2-1	16-31
Surprise	.274	95	14	26	14	3-0-2	9-13
Tulane	.235	102	7	24	7	4-0-1	6-18
Baylor	.303	99	24	30	23	2-1-3	13-17
ECU Tourney	.210	100	17	21	12	4-0-2	20-29
LSU/WIU	.412	177	57	73	52	14-3-9	15-11
Oklahoma	.260	96	16	25	13	5-2-3	13-16
USC	.000	0	0	0	0	0-0-0	0-0
Wright State	.000	0	0	0	0	0-0-0	0-0
California	.000	0	0	0	0	0-0-0	0-0
Stanford	.000	0	0	0	0	0-0-0	0-0
UCLA	.000	0	0	0	0	0-0-0	0-0
Oregon State	.000	0	0	0	0	0-0-0	0-0
Arizona	.000	0	0	0	0	0-0-0	0-0
Washington	.000	0	0	0	0	0-0-0	0-0
WSU	.000	0	0	0	0	0-0-0	0-0

Pinch-Hitting Statistics:

Player	AB	AVG.	H	2B	3B	HR	RBI
Bordes	1	1.000	1	1	0	0	0
Laguna	7	.429	3	2	1	0	5
Sogard	6	.167	1	0	0	0	1
Butler	5	.200	1	0	0	0	0
Fox	6	.167	1	0	0	0	0
Biancamano	8	.125	1	0	0	0	0
Dhaenens	10	.100	1	0	0	0	0
Landry	3	.000	0	0	0	0	0
Persichina	5	.000	0	0	0	0	0
Zinicola	1	.000	0	0	0	0	0
Sferra	2	.000	0	0	0	0	0
Totals:	55	.164	9	3	1	0	6

Batted Around (5):

At-Bats	Opponent	Inning	Date
9	NMSU	6th	2/4
9	E. Carolina	1st	3/5
9	W. Illinois	3rd	3/13
9	W. Illinois	4th	3/13
21	W. Illinois	9th	3/13

ASU Double Plays:

Type	No.	Inning	Ending
643	6		5
463	6		2
L36	1		0
1522	1		0
F91	1		0
363	1		0
543	2		0
63	1		1
L14	1		0
P53 - Bunt	1		0
L64	1		1
32	1		1
5262	1		1

Bunt Chart:

Name	Bunts	H	SAC
Sierra	14	5	3
Romine	8	0	3
Laguna	2	1	0
Hooft	1	1	0
Buck	4	4	0
Persichina	2	0	2
Larish	1	0	1
Curtis	3	3	0



Sun Devil Baseball 2005

Starting Lineups By Batting Order

Date	Opponent	No. (Time)	Record	1	2	3	4	5	6	7	8	9
1/28	LBSU	1 (1)	0-1	Hooft	Buck	Gosewisch	Larish	Curtis	Biancamano	Persichina	Romine	Sferra
1/29	LBSU	2 (1)	1-0	Curtis	Buck	Gosewisch	Larish	Zinicola	Persichina	Hooft	Romine	Sferra
1/30	LBSU	3 (1)	0-1	Buck	Hooft	Larish	Zinicola	Curtis	Gosewisch	Persichina	Romine	Sferra
2/4	NMSU	4 (1)	1-0	Curtis	Hooft	Buck	Zinicola	Larish	Gosewisch	Biancamano	Romine	Sferra
2/5	Gonzaga	5 (1)	1-0	Curtis	Hooft	Buck	Larish	Gosewisch	Zinicola	Biancamano	Romine	Sferra
2/6	Oregon State	5 (2)	1-1	Curtis	Hooft	Buck	Larish	Gosewisch	Zinicola	Biancamano	Romine	Sferra
2/7	NMSU	6 (1)	1-0	Curtis	Hooft	Buck	Larish	Gosewisch	Laguna	Persichina	Romine	Sferra
2/12	South Alabama	6 (2)	2-0	Curtis	Hooft	Buck	Larish	Gosewisch	Laguna	Persichina	Romine	Sferra
2/12	Oklahoma	6 (3)	3-0	Curtis	Hooft	Buck	Larish	Gosewisch	Laguna	Persichina	Romine	Sferra
2/13	Gonzaga	7 (1)	0-1	Curtis	Hooft	Buck	Larish	Gosewisch	Persichina	Biancamano	Romine	Sferra
2/15	Arizona	8 (1)	0-1	Curtis	Hooft	Buck	Larish	Gosewisch	Biancamano	Zinicola	Romine	Sferra
2/18	Tulane	9 (1)	0-1	Buck	Gosewisch	Hooft	Curtis	Larish	Zinicola	Biancamano	Romine	Sferra
2/19	Tulane	10 (1)	0-1	Sferra	Curtis	Buck	Gosewisch	Persichina	Hooft	Larish	Zinicola	Romine
2/20	Tulane	11 (1)	0-1	Buck	Hooft	Curtis	Gosewisch	Persichina	Laguna	Larish	Fox	Romine
2/23	Arizona	12 (1)	0-1	Buck	Hooft	Curtis	Larish	Zinicola	Persichina	Gosewisch	Laguna	Romine
2/25	Baylor	13 (1)	1-0	Laguna	Buck	Curtis	Larish	Gosewisch	Persichina	Biancamano	Romine	Sferra
2/26	Baylor	14 (1)	1-0	Sferra	Buck	Curtis	Larish	Gosewisch	Fox	Biancamano	Persichina	Romine
2/27	Baylor	15 (1)	0-1	Sferra	Buck	Curtis	Larish	Gosewisch	Fox	Sogard	Persichina	Romine
3/4	North Carolina	16 (1)	1-0	Sferra	Buck	Curtis	Larish	Gosewisch	Fox	Landry	Romine	G Bordes
3/5	East Carolina	17 (1)	1-0	Sferra	Buck	Curtis	Larish	Gosewisch	Sogard	Butler	Romine	Persichina
3/6	Ohio State	16 (2)	2-0	Sferra	Buck	Curtis	Larish	Gosewisch	Fox	Landry	Romine	G Bordes
3/11	LSU	18 (1)	0-1	Sferra	Buck	Larish	Gosewisch	Curtis	Fox	Laguna	Romine	Persichina
3/12	W. Illinois	19 (1)	1-0	Laguna	Buck	Curtis	Gosewisch	Larish	Fox	Butler	Dhaenens	Romine
3/13	W. Illinois	19 (2)	2-0	Laguna	Buck	Curtis	Gosewisch	Larish	Fox	Butler	Dhaenens	Romine
3/13	LSU	20 (1)	0-1	Landry	Buck	Curtis	Gosewisch	Fox	Larish	Zinicola	Biancamano	Romine
3/18	Oklahoma	21 (1)	1-0	Laguna	Buck	Larish	Gosewisch	Curtis	Fox	Dhaenens	Persichina	Romine
3/19	Oklahoma	22 (1)	1-0	Hooft	Buck	Gosewisch	Curtis	Fox	Larish	Zinicola	Laguna	Romine
3/20	Oklahoma	23 (1)	1-0	Laguna	Buck	Larish	Fox	Curtis	Gosewisch	Hooft	Zinicola	Romine

Total Number of Different Batting Lineups: 23

Most Common Lineup by Batting Order: #6 (3 times)

Starting Lineups By Defensive Lineup

Date	Opponent	No. (Time)	Record	C	1B	2B	3B	SS	LF	CF	RF	DH
1/28	LBSU	1 (1)	0-1	Gosewisch	Persichina	Biancamano	Larish	Romine	Curtis	Sferra	Buck	Hooft
1/29	LBSU	2 (1)	1-0	Gosewisch	Persichina	Hooft	Larish	Romine	Curtis	Sferra	Buck	Zinicola
1/30	LBSU	2 (2)	1-1	Gosewisch	Persichina	Hooft	Larish	Romine	Curtis	Sferra	Buck	Zinicola
2/4	NMSU	3 (1)	1-0	Gosewisch	Larish	Biancamano	Hooft	Romine	Curtis	Sferra	Buck	Zinicola
2/5	Gonzaga	3 (2)	2-0	Gosewisch	Larish	Biancamano	Hooft	Romine	Curtis	Sferra	Buck	Zinicola
2/6	Oregon State	3 (3)	2-1	Gosewisch	Larish	Biancamano	Hooft	Romine	Curtis	Sferra	Buck	Zinicola
2/7	NMSU	4 (1)	1-0	Gosewisch	Larish	Persichina	Hooft	Romine	Curtis	Sferra	Buck	Laguna
2/12	South Alabama	4 (2)	2-0	Gosewisch	Larish	Persichina	Hooft	Romine	Curtis	Sferra	Buck	Laguna
2/12	Oklahoma	4 (3)	3-0	Gosewisch	Larish	Persichina	Hooft	Romine	Curtis	Sferra	Buck	Laguna
2/13	Gonzaga	5 (1)	0-1	Gosewisch	Larish	Persichina	Hooft	Romine	Curtis	Sferra	Buck	Biancamano
2/15	Arizona	3 (4)	2-2	Gosewisch	Larish	Biancamano	Hooft	Romine	Curtis	Sferra	Buck	Zinicola
2/18	Tulane	3 (5)	2-3	Gosewisch	Larish	Biancamano	Hooft	Romine	Curtis	Sferra	Buck	Zinicola
2/19	Tulane	6 (1)	0-1	Gosewisch	Larish	Persichina	Hooft	Romine	Curtis	Sferra	Buck	Zinicola
2/20	Tulane	7 (1)	0-1	Gosewisch	Larish	Persichina	Hooft	Romine	Curtis	Buck	Laguna	Fox
2/23	Arizona	8 (1)	0-1	Gosewisch	Larish	Persichina	Hooft	Romine	Curtis	Buck	Laguna	Zinicola
2/25	Baylor	9 (1)	1-0	Gosewisch	Larish	Persichina	Biancamano	Romine	Curtis	Sferra	Buck	Laguna
2/26	Baylor	10 (1)	1-0	Gosewisch	Larish	Persichina	Biancamano	Romine	Curtis	Sferra	Buck	Fox
2/27	Baylor	11 (1)	0-1	Gosewisch	Larish	Persichina	Sogard	Romine	Curtis	Sferra	Buck	Fox
3/4	North Carolina	12 (1)	1-0	Gosewisch	Larish	G Bordes	Landry	Romine	Curtis	Sferra	Buck	Fox
3/5	East Carolina	13 (1)	1-0	Gosewisch	Larish	Persichina	Sogard	Romine	Curtis	Sferra	Buck	Butler
3/6	Ohio State	12 (2)	2-0	Gosewisch	Larish	G Bordes	Landry	Romine	Curtis	Sferra	Buck	Fox
3/11	LSU	14 (1)	0-1	Gosewisch	Larish	Persichina	Buck	Romine	Sferra	Curtis	Laguna	Fox
3/12	W. Illinois	15 (1)	1-0	Gosewisch	Larish	Dhaenens	Buck	Romine	Butler	Curtis	Laguna	Fox
3/13	W. Illinois	15 (2)	2-0	Gosewisch	Larish	Dhaenens	Buck	Romine	Butler	Curtis	Laguna	Fox
3/13	LSU	16 (1)	0-1	Gosewisch	Zinicola	Biancamano	Landry	Romine	Larish	Curtis	Buck	Fox
3/18	Oklahoma	17 (1)	1-0	Gosewisch	Persichina	Dhaenens	Buck	Romine	Larish	Curtis	Laguna	Fox
3/19	Oklahoma	18 (1)	1-0	Gosewisch	Zinicola	Hooft	Buck	Romine	Larish	Curtis	Laguna	Fox
3/20	Oklahoma	18 (2)	2-0	Gosewisch	Zinicola	Hooft	Buck	Romine	Larish	Curtis	Laguna	Fox

Total Number of Different Defensive Lineups: 18

Most Common Lineup by Defense: #3 (5 times)



Sun Devil Baseball 2005

Game-by-Game Capsules:

GAME 1

#14 Long Beach State 7, #9 SUN DEVILS 3

Jan. 28 at Packard Stadium

	<u>1</u>	<u>2</u>	<u>3</u>	<u>4</u>	<u>5</u>	<u>6</u>	<u>7</u>	<u>8</u>	<u>9</u>		<u>R</u>	<u>H</u>	<u>E</u>
LBSU	2	0	1	0	1	0	0	1	2	-	7	10	0
ASU	0	0	0	2	0	1	0	0	0	-	3	11	3

W: Ramos (1-0); L: Averill (0-1); S: Jamison (1)

HR: None

Time: 3:51 Attendance: 4,783 Record: 0-1

HIGHLIGHTS: A two-out, two-run double by designated hitter Evan Longoria in the top of the first inning gave No. 14 Long Beach State a lead they would never relinquish in a season-opening 7-3 victory over No. 9 Arizona State University in front of 4,783 fans Friday night at Packard Stadium. ASU out-hit the 49ers 11-10, but the defense committed costly errors in the loss. Sophomore left fielder Colin Curtis led the offense going 3-for-4 with a two-run triple. Sophomore lefty Erik Averill was saddled with the loss giving up four runs and nine hits in four innings.

GAME 2

#9 SUN DEVILS 8, #14 Long Beach State 6

Jan. 29 at Packard Stadium

	1	2	3	4	5	6	7	8	9		R	H	E
LBSU	0	0	1	2	2	0	0	1	0	-	6	13	3
ASU	0	1	0	0	1	2	0	3	x	-	8	11	0

W: Zinicola (1-0); L: Liebel (0-1); S: None

HR: None

Time: 3:36 Attendance: 2,926 Record: 1-1

HIGHLIGHTS: Freshman center fielder J.J. Sferra singled home the game-winning run in the bottom of the eighth inning to lead the No. 9 Sun Devils to a 8-6 come-from-behind victory over No. 14 Long Beach State in a non-conference game Saturday afternoon at Packard Stadium. The Devils (1-1) trailed Long Beach State (1-1) 5-1 heading into their half of the fifth inning before mother nature halted the game for over an hour with rain and thunder storms passing through the East Valley. ASU scored a single tally right out of the gates in the fifth and then tied the game with a three-run sixth inning. Sferra's game-winning single was part of a three-run eighth inning. Zechry Zinicola picked up the win with 1.1 scoreless innings. Senior transfer Joey Hooft led the Sun Devil offense going 3-for-4 with two runs scored, one RBI and a stolen base.

GAME 3

#14 Long Beach State 11, #9 SUN DEVILS 1

Jan. 30 at Packard Stadium

	1	2	3	4	5	6	7	8	9		R	H	E
LBSU	0	0	3	0	0	0	3	0	5	-	11	16	0
ASU	0	0	0	1	0	0	0	0	0	-	1	9	1

W: Estrada (1-0); L: Bordes (0-1); S: None

HR: Sindlinger (1)

Time: 3:24 Attendance: 2,823 Record: 1-2

HIGHLIGHTS: The ninth-ranked Arizona State University baseball team dropped the final game of a season-opening three-game series against No. 14 Long Beach State, 11-1, Sunday afternoon in non-conference action at Packard Stadium. ASU starter Brett Bordes was saddled with the tough luck loss giving up three unearned runs in four innings of work. The junior lefty struck out four and did not allow a walk in his 2005 debut. ASU designated hitter Zechry Zinicola and senior catcher Tuffy Gosewisch each recorded two hits for the Sun Devils. Junior preseason All-American Travis Buck went 1-for-4 with a double and finished the week-end 5-for-12 (.417).

GAME 4

#9 SUN DEVILS 12, NMSU 0

Feb. 4 at Packard Stadium

	<u>1</u>	<u>2</u>	<u>3</u>	<u>4</u>	<u>5</u>	<u>6</u>	<u>7</u>	<u>8</u>	<u>9</u>		<u>R</u>	<u>H</u>	<u>E</u>
NMSU	0	0	0	0	0	0	0	0	0	-	0	7	2
ASU	0	1	2	0	2	4	0	3	x	-	12	15	0

W: Averill (1-1); L: Conner (0-1); S: None

HR: None

Time: 2:47 Attendance: 2,163 Record: 2-2

HIGHLIGHTS: Arizona State junior starting pitcher Erik Averill struck out a career high 14 batters in a complete-game shutout to lead the No. 9 Sun Devils to a commanding 12-0 victory over New Mexico State Friday evening at Packard Stadium in the third game of the Bob Schaefer Memorial Tournament. Senior first baseman Jeff Larish added four hits and four RBI as the Sun Devils improved to 2-2 on the season and 1-0 in tournament action. Joey Hooft, Tuffy Gosewisch and Travis Buck all added two hits apiece as the Devils recorded a season high with 15 hits.

GAME 5

#9 SUN DEVILS 10, Gonzaga 8

Feb. 5 at Packard Stadium

	<u>1</u>	<u>2</u>	<u>3</u>	<u>4</u>	<u>5</u>	<u>6</u>	<u>7</u>	<u>8</u>	<u>9</u>		<u>R</u>	<u>H</u>	<u>E</u>
GU	0	0	1	2	0	0	0	2	3	-	8	11	0
ASU	0	3	0	1	4	1	1	0	x	-	10	14	4

W: Urquidez (1-0); L: Bryner (0-1); S: Zinicola (1)

HR: Thibault (1)

Time: 3:24 Attendance: 2,073 Record: 3-2

HIGHLIGHTS: Arizona State freshmen Vinny Biancamano and Andrew Romine each recorded three hits and sophomore closer Zechry Zinicola recorded his first save of the season by holding off a late rally to lead the No. 9 Sun Devils to a 10-8 victory over Gonzaga Saturday afternoon at Packard Stadium. Senior starting pitcher Jason Urquidez gave up six hits and five runs (four earned) in seven-plus innings. Biancamano and Romine were part of a 14-hit attack that saw five players record multi-hit games. Freshman teammate J.J. Sferra added two hits as the No. 7-8-9 hitters in the ASU lineup combined to go 8-for-11 with three doubles and five RBI. Sophomore left fielder Colin Curtis went 2-for-4 with three RBI and senior catcher Tuffy Gosewisch was 2-for-4 with two RBI.

GAME 6

Oregon State 12, #9 SUN DEVILS 6

Feb. 6 at Packard Stadium

	<u>1</u>	<u>2</u>	<u>3</u>	<u>4</u>	<u>5</u>	<u>6</u>	<u>7</u>	<u>8</u>	<u>9</u>		<u>R</u>	<u>H</u>	<u>E</u>
OSU	0	2	0	1	8	0	1	0	0	-	12	15	1
ASU	0	4	1	0	0	0	0	1	0	-	6	8	5

W: Gunderson (1-0); L: Bordes (0-2); S: None

HR: Anderson (1), Gosewisch (1)

Time: 3:16 Attendance: 2,099 Record: 3-3

HIGHLIGHTS: An eight-run fifth inning by Oregon State and five errors cost the No. 9 Arizona State Sun Devils proved costly in a 12-6 non-conference loss to the Beavers Sunday afternoon at Packard Stadium in the fourth day of the Bob Schaefer Memorial Baseball Tournament. Despite committing four errors in the first three innings, the Sun Devils still held a 5-2 lead. After a single tally in the fourth, OSU sent 11 batters to the plate and hit five doubles in the eight-run fifth to put the game out of reach. Lead-off hitter Colin Curtis was the only Sun Devil to record a multi-hit game, going 2-for-5 with one RBI to extend his hitting streak to seven games dating back to the end of the 2004 season. Senior catcher Tuffy Gosewisch went 1-for-4 with ASU's first home run of the season. Freshman shortstop Andrew Romine went 1-for-2 to extend his hitting streak to five games.

GAME 7

#12 SUN DEVILS 11, NMSU 10

Feb. 7 at Packard Stadium

	<u>1</u>	<u>2</u>	<u>3</u>	<u>4</u>	<u>5</u>	<u>6</u>	<u>7</u>	<u>8</u>	<u>9</u>		<u>R</u>	<u>H</u>	<u>E</u>
NMSU	1	1	0	1	0	0	0	4	3	-	10	9	1
ASU	2	2	1	0	0	0	0	3	3	-	11	15	2

W: Zinicola (2-0); L: Gausman (0-1); S: None

HR: Harvey (2)

Time: 3:30 Attendance: 2,547 Record: 4-3

HIGHLIGHTS: Colin Curtis hit a walk-off single to score J.J. Sferra with the game-winning run to cap a three-run ninth inning as the No. 12 Sun Devils pulled off a wild 11-10 victory over New Mexico State Monday evening at Packard Stadium in the final game of the Bob Schaefer Memorial Tournament. The ninth-inning rally was a fitting end to a game that saw ASU lead 5-3 after seven innings and featured four lead changes over the final two innings. The Aggies scored four runs in the top of the eighth to grab a 7-5 lead, but the Sun Devils answered with three runs in the bottom of the eighth to regain the lead at 8-7. Senior third baseman Joey Hooft appeared to have the game-winning hit with a two-run double, staking the Devils to an 8-7 lead. Not to be outdone, New Mexico State left fielder Adam Harvey hit a three-run home run with two outs in the top of the ninth inning off ASU closer Zechry Zinicola to give NMSU a 10-8 lead. Tuffy Gosewisch fueled the ninth-inning heroics with a leadoff double off the right field wall. After a single by redshirt freshman Rocky Laguna, Gosewisch pulled the Devils to within one run when he scored on a wild pitch. Down to their last out after consecutive strikeouts by Joe Persichina and Seth Dhaenens, Sferra responded after being down in the count 1-2 with a clutch single up the middle to score Laguna with tying run. Sferra stole second base and scored the winner when Curtis drilled a full-count slider from NMSU closer Brian Gausman into left field to end the game. Gosewisch went 3-for-5 with three doubles and two RBI and Laguna went 3-for-5 with four stolen bases in his first career start.

GAME 8

#12 SUN DEVILS 7, South Alabama 2

Feb. 12 at Surprise Stadium

	1	2	3	4	5	6	7	8	9		R	H	E
USA	0	0	0	0	0	0	0	0	2	-	2	5	0
ASU	0	1	0	0	5	0	1	0	x	-	7	10	2

W: Averill (2-1); L: Walters (0-1); S: None

HR: Larish (1)

Time: 2:24 Attendance: 1,003 Record: 5-3

HIGHLIGHTS: Erik Averill threw his second consecutive complete-game to lead the No. 12 Sun Devils to a 7-2 victory over South Alabama in the first game of the Coca-Cola Spring Training Classic at Surprise Stadium. Preseason All-Americans Jeff Larish and Travis Buck each went 2-for-4 with two RBI and Larish added his first home run of the season to lead the ASU offense that registered 10 hits. Six of ASU's seven runs came with two outs on the scoreboard, including all runs in the season-high five-run fifth. Joey Hooft also added two hits in the victory. Averill scattered five hits and allowed only one earned run while striking out eight and walking only one.

GAME 9

#12 SUN DEVILS 7, Oklahoma 5

Feb. 12 at Surprise Stadium

	<u>1</u>	<u>2</u>	<u>3</u>	<u>4</u>	<u>5</u>	<u>6</u>	<u>7</u>	<u>8</u>	<u>9</u>		<u>R</u>	<u>H</u>	<u>E</u>
OKLA	1	0	0	0	0	4	0	0	0	-	5	11	1
ASU	3	0	0	0	2	2	0	0	x	-	7	12	1

W: Barnette (1-0); L: Patterson (0-1); S: None

HR: Larish (2)

Time: 3:21 Attendance: 678 Record: 6-3

HIGHLIGHTS: Jeff Larish went 2-for-4 with four RBI and junior reliever Tony Barnette allowed one hit in 3.2 shutout innings to lead the No. 12 Sun Devils to a 7-5 victory over Oklahoma at Surprise Stadium to conclude the first day of the Coca-Cola Spring Training Classic. Barnette came out of the bullpen in relief of starter Jason Urquidez and reliever Pat Bresnahan with the go-ahead run on third base, but got two quick strikeouts to keep the game tied. He went on to strike out five and walk only one in 3.2 innings to pick up his first win as a Sun Devil. Urquidez scattered nine hits and gave up five runs (four earned) in 5.1 innings to record the no-decision. Larish went 2-for-4 and ended the day 4-for-8 with six RBI and a pair of home runs. Sophomore leadoff hitter Colin Curtis was 2-for-5 with two runs scored and an RBI and sophomore second baseman Joe Persichina went 2-for-4 for his first multi-hit performance of the year.

GAME 10

Gonzaga 2, #12 SUN DEVILS 0

Feb. 13 at Surprise Stadium

	<u>1</u>	<u>2</u>	<u>3</u>	<u>4</u>	<u>5</u>	<u>6</u>	<u>7</u>	<u>8</u>	<u>9</u>		<u>R</u>	<u>H</u>	<u>E</u>
GU	0	0	0	1	1	0	0	0	0	-	2	6	0
ASU	0	0	0	0	0	0	0	0	0	-	0	4	3

W: Donovan (1-1); L: Zinicola (2-1); S: Albrecht (1)

HR: None

Time: 2:15 Attendance: 456 Record: 6-4

HIGHLIGHTS: Gonzaga starting pitcher Patrick Donovan threw seven shutout innings to make a pair of unearned runs standup in a 2-0 upset of No. 12 Arizona State Sun Devils on Sunday afternoon in the final game of the Coca-Cola Spring Training Classic at Surprise Stadium. ASU sophomore Zechry Zinicola made his first start of the year and was saddled with the tough-luck loss. Zinicola gave up only three hits and two unearned runs in 4.1 innings. He struck out four and walked only one to fall to 2-1 on the season. Junior left-hander Brett Bordes dominated in his first relief appearance of the year with 4.2 scoreless innings. He scattered three hits and struck out three to keep ASU close. Second baseman Joe Persichina recorded two of ASU's four hits with his second consecutive multi-hit game.



Sun Devil Baseball 2005

Game-by-Game Capsules:

GAME 11

#9 Arizona 7, #11 SUN DEVILS 6

Feb. 15 at Kindall Field at Sancet Stadium

	1	2	3	4	5	6	7	8	9	10	11	12	13	14	R	H	E
ASU	1	2	0	1	1	0	0	0	0	0	0	0	0	1	-	6	113
UA	1	0	0	0	0	1	3	0	0	0	0	0	0	2	-	7	122

W: Koons (1-0); L: Marotz (0-1); S: None

HR: Van Houten (1), Brown (3)

Time: 5:13 Attendance: 1,310 Record: 6-5

HIGHLIGHTS: Arizona first baseman Jordan Brown hit a two-out, two-run walk-off home run in the bottom of the 14th inning to give the No. 9 Wildcats a dramatic 7-6 victory over No. 12 Arizona State at Kindall Field at Sancet Park. The Sun Devils pulled ahead with a two-out, bases loaded walk to Joe Persichina in the top of the 14th before the Wildcats staged the two-out rally. Jeff Van Houten laced a single up the middle and Brown followed drilling a 2-1 fastball from Ty Marotz over the right field fence for the game to give UA the victory. The heart-breaking loss spoiled a pair of solid pitching performances from Tony Barnette and Pat Bresnehan. Making his first career start, Barnette scattered five hits and two runs in 5.1 innings. Bresnehan tied a career high with seven strikeouts in the longest outing of his career (5.1 IP). Left fielder Colin Curtis went 4-for-6 to lead the Sun Devil offense.

GAME 12

#1 Tulane 8, #11 SUN DEVILS 2

Feb. 18 at Turchin Stadium

	1	2	3	4	5	6	7	8	9	R	H	E
ASU	0	0	0	0	1	0	0	1	0	-	2	6 2
TUL	3	0	0	0	4	1	0	0	x	-	8	10 1

W: Boguevic (2-0); L: Urquidez (1-1); S: Mohl (1)

HR: Southard (2)

Time: 3:05 Attendance: 3,784 Record: 6-6

HIGHLIGHTS: The top-ranked Tulane Green Wave score three innings in the first inning and never looked back in a 8-2 victory over No. 11 Arizona State University Friday evening in non-conference action at Turchin Stadium. ASU starter Jason Urquidez took the loss giving up seven runs (six earned) and tied a career high with six walks in five innings. Despite striking out a season high seven batters, Urquidez fell to 1-1 on the year. Junior Kevin Dryanski allowed one run and struck out two over the final three innings. Colin Curtis led the Sun Devils at the plate going 2-for-3 for his team-leading seventh multi-hit game of the year.

GAME 13

#1 Tulane 7, #11 SUN DEVILS 2

Feb. 19 at Zephyr Field

	1	2	3	4	5	6	7	8	9	R	H	E
ASU	0	0	2	0	0	0	0	0	0	-	2	10 1
TUL	0	0	2	0	0	5	0	0	x	-	7	13 0

W: Owings (1-0); L: Averill (2-2); S: None

HR: None

Time: 2:41 Attendance: 7,435 Record: 6-7

HIGHLIGHTS: Tulane starting pitcher Micah Owings worked eight strong innings and helped his own cause at the plate with a two-run double to lift the No. 1 Green Wave to a series-clinching 7-2 victory over No. 11 Arizona State Saturday afternoon in front of 7,435 fans at Zephyr Field. Owings earned the win on the mound to improve to 1-0 on the season and finished 1-for-2 at the plate with two runs scored and two RBI. Junior Erik Averill was saddled with the loss for ASU giving up five runs in five innings. Senior catcher Tuffy Gosewisch led the ASU offense going 3-for-4 with two RBI to extend his career-high hitting streak to 11 games.

GAME 14

#1 Tulane 9, #11 SUN DEVILS 3

Feb. 20 at Turchin Stadium

	1	2	3	4	5	6	7	8	9	R	H	E
ASU	0	0	0	0	3	0	0	0	0	-	3	8 1
TUL	0	0	4	2	0	0	0	3	x	-	9	10 0

W: Crowel (2-0); L: Bresnehan (0-1); S: None

HR: Fox (1), Barket (1), Manzella (1)

Time: 2:45 Attendance: 3,085 Record: 6-8

HIGHLIGHTS: Tulane right fielder Matt Barket hit a grand slam home run to lead the top-ranked Green Wave to a 9-3 victory to clinch a non-conference series sweep over No. 11 Arizona State in front of 3,085 fans Sunday afternoon at Turchin Stadium. Jeff Larish led the Sun Devils going 2-for-4 with a pair of doubles. Rocky Laguna went 1-for-3 with a RBI double and freshman Willy Fox hit a two-run home run in his first career start

GAME 15

#7 Arizona 11, SUN DEVILS 5

Feb. 23 at Kindall Field at Sancet Stadium

	1	2	3	4	5	6	7	8	9	R	H	E
ASU	0	0	0	1	1	2	0	1	0	-	5	9 2
UA	3	2	0	2	1	0	0	3	x	-	11	17 0

W: Berger (2-0); L: Barnette (1-1); S: Melancon (1)

HR: Larish 2 (4), Frey (1), Hundley (4), Boyer (1)

Time: 3:18 Attendance: 1,714 Record: 6-9

HIGHLIGHTS: Arizona State senior All-American Jeff Larish hit a pair of solo home runs, but it wasn't enough as the Sun Devils dropped their sixth straight game in a 11-5 non-conference loss to No. 7 Arizona Wednesday evening at Kindall Field at Sancet Park. Arizona scored nine of its 11 runs with two outs on the scoreboard. Larish went 2-for-3 and Joe Persichina (2-for-4) and Tuffy Gosewisch (2-for-4) each added multi-hit games. Junior Tony Barnette took the loss giving up six hits and five runs in 1.2 innings. Arizona center fielder Chris Frey went 3-for-5 with three runs and three RBI while falling a double short of hitting for the cycle.

GAME 16

SUN DEVILS 5, #8 Baylor 3

Feb. 25 at Packard Stadium

	1	2	3	4	5	6	7	8	9	R	H	E
BU	0	0	0	0	1	0	2	0	0	-	3	10 3
ASU	0	0	0	1	0	0	4	0	x	-	5	5 2

W: Urquidez (2-1); L: Taylor (2-1); S: None

HR: Buck (1)

Time: 2:43 Attendance: 2,627 Record: 7-9

HIGHLIGHTS: Arizona State junior right fielder Travis Buck connected on a game-winning grand slam home run in the bottom of the seventh inning to give the Sun Devils a 5-3 come-from-behind victory over No. 8 Baylor. The victory snapped a school-record-tying six-game losing streak. Jason Urquidez picked up the win with three dominating innings out of the bullpen. He improved to 2-1 on the season allowing only one hit and striking out four in his fifth career relief appearance. Sophomore starter Zechry Zimicola gave a quality start allowing three runs (two earned) and struck out a career-high six in six innings. Buck (2-for-4) and J.J. Sferra (2-for-3) accounted for four of ASU's five hits.

GAME 17

SUN DEVILS 12, #8 Baylor 4

Feb. 26 at Packard Stadium

	1	2	3	4	5	6	7	8	9	R	H	E
BU	0	0	0	1	2	0	1	0	0	-	4	8 2
ASU	2	0	1	2	3	0	1	3	x	-	12	16 1

W: Bordes (1-2); L: VanAllen (2-1); S: None

HR: Fox (2), Reynolds (3)

Time: 3:16 Attendance: 2,603 Record: 8-9

HIGHLIGHTS: Arizona State junior right fielder Travis Buck continued his hot hitting going 4-for-5 and freshman designated hitter Willy Fox went 2-for-4 with four RBI to lead the Sun Devils to a 12-4 victory over No. 8 Baylor. The Sun Devils recorded its best offensive performance of the season with 16 hits and 12 runs en route to securing the series victory over the nationally ranked Bears. Continuing a stretch of nine straight games against top 10 teams, ASU improved to 8-9 on the season and 3-7 against ranked opponents. Buck led five players with multi-hit games for the Sun Devils. Fox earned his second career start and responded hitting his second home run of the season. Colin Curtis also had a solid game going 3-for-3 with three RBI and two runs scored.

GAME 18

#8 Baylor 8, SUN DEVILS 7 (10 innings)

Feb. 27 at Packard Stadium

	1	2	3	4	5	6	7	8	9	10	R	H	E
BU	0	0	2	0	2	0	0	0	1	3	-	8	10 1
ASU	4	1	0	0	0	0	0	0	0	2	-	7	9 5

W: LaMotta (2-0); L: Urquidez (2-2); S: Woody (3)

HR: Fox (3), Reynolds (4)

Time: 3:39 Attendance: 2,799 Record: 8-10

HIGHLIGHTS: The No. 8 Baylor Bears capitalized on four Arizona State errors over the last three innings and held off a furious rally to salvage the final game of a three-game non-conference series with a 8-7 victory in 10 innings. Baylor took the lead with three unearned runs in the top of the 10th and held off a late ASU rally to avoid the series sweep.

GAME 19

SUN DEVILS 4, #4 North Carolina 3 (11)

Mar. 4 at Clark-LeClair Stadium

	1	2	3	4	5	6	7	8	9	10	11	R	H	E
UNC	0	0	0	0	0	3	0	0	0	0	0	-	3	3 3
ASU	0	1	0	0	0	0	2	0	0	0	1	-	4	8 1

W: Urquidez (3-2); L: Phillips (0-1); S: None

HR: Webb (2), Flack (2)

Time: 3:49 Attendance: 4,410 Record: 9-10

HIGHLIGHTS: Jason Urquidez struck out nine in 5.1 scoreless innings and sophomore left fielder Colin Curtis scored on a bases loaded wild pitch in the bottom of the 11th inning to lead the Sun Devils to a 4-3 victory over No. 4 North Carolina Friday evening at Clark-LeClair Stadium. Curtis reached base for the sixth time in the game on a fielding error by UNC shortstop Josh Horton with two outs in the 11th. Curtis stole second base and then senior first baseman Jeff Larish was intentionally walked and catcher Tuffy Gosewisch was hit by a pitch to load the bases. Curtis crossed the plate with the winning run on the wild pitch on reliever Bryan Phillips' first offering to pinch-hitter Rocky Laguna. Urquidez dominated out of the bullpen with a season-high nine strikeouts while not allowing a hit in 5.1 scoreless frames. Starter Zechry Zimicola was solid in his third start of the season, scattering three hits and three runs in 5.2 innings. He struck out five and walked four to remain 2-1 on the season. Travis Buck and J.J. Sferra were each 2-for-6 to lead the Sun Devil offense.

GAME 20

SUN DEVILS 10, East Carolina 3

Mar. 5 at Clark-LeClair Stadium

	1	2	3	4	5	6	7	8	9	R	H	E
ASU	5	0	2	3	0	0	0	0	0	-	10	5 1
ECU	1	0	0	0	0	0	2	0	0	-	3	7 2

W: Averill (3-2); L: Flye (3-1); S: None

HR: Larish (5), Gosewisch (2), Richardson (2)

Time: 3:04 Attendance: 5,023 Record: 10-10

HIGHLIGHTS: Arizona State senior catcher Tuffy Gosewisch went 2-for-4 with four RBI leading the Sun Devils to a 10-3 victory over East Carolina on a chilly Saturday evening during the second day of the Keith LeClair Classic at Clark LeClair Stadium. The Sun Devils scored five runs in the opening frame and added a two-run home run from Gosewisch in the third and a three-run home run from senior first baseman Jeff Larish in the fourth to account for all the scoring. Junior starting pitcher Erik Averill worked 6.1 strong innings giving up three runs (two earned) and six hits to improve to 3-2 on the season. He struck out three and walked a season-high four. Junior Tony Barnette closed out the victory with 2.2 scoreless frames.

GAME 21

SUN DEVILS 3, Ohio State 0

Mar. 6 at Clark-LeClair Stadium

	1	2	3	4	5	6	7	8	9	R	H	E
OSU	0	0	0	0	0	0	0	0	0	-	0	6 1
ASU	0	0	0	0	1	0	0	2	x	-	3	8 3

W: Bresnehan (1-1); L: DeLucia (0-1); S: Bordes (1)

HR: None

Time: 2:37 Attendance: 3,368 Record: 11-10

HIGHLIGHTS: Sophomore starting pitcher Pat Bresnehan and junior reliever Brett Bordes combined on a six-hit shutout in leading the Sun Devils to a 3-0 victory over Ohio State in the final day of the Keith LeClair Classic at Clark-LeClair Stadium. The Sun Devils extended their season high winning streak to three games to improve to 11-10 overall and have won five of their last six games. Bresnehan scattered five hits in six shutout innings to earn the victory and improve to 1-1 on the season. Bordes gave up one hit over the final three innings to seal the win and earn his first save of the year. ASU junior right fielder Travis Buck went 2-for-4 with a double and one RBI and freshman designated hitter Willy Fox went 1-for-4 with a two-run single.



Sun Devil Baseball 2005

Game-by-Game Capsules:

GAME 22

#5 LSU 6, SUN DEVILS 5

March 11 at Alex Box Stadium

	<u>1</u>	<u>2</u>	<u>3</u>	<u>4</u>	<u>5</u>	<u>6</u>	<u>7</u>	<u>8</u>	<u>9</u>		<u>R</u>	<u>H</u>	<u>E</u>
ASU	0	3	0	0	0	0	0	2	0	-	5	9	0
LSU	1	0	3	2	0	0	0	0	x	-	6	10	1

W: Mestepey (4-1); L: Zinicola (2-2); S: Dirks (1)

HR: Stewart (1)

Time: 2:40 Attendance: 7,298 Record: 11-11

HIGHLIGHTS: LSU senior starting pitcher Lane Mestepey scattered nine hits in eight solid innings and normal weekend starter Clay Dirks threw a scoreless ninth inning to lead the fifth-ranked Tigers to a 6-5 victory over Arizona State Friday night in front of 7,298 at Alex Box Stadium. ASU sophomore Zechry Zinicola was tagged for six runs and seven hits in three and one-third innings to record the loss. He battled control problems with three walks, two of which came around to score, and struck out one. The bullpen continued its recent dominance as Brett Bordes, Quentin Andes and Kevin Dryanski combined for 5.2 scoreless innings. Rocky Laguna led the Sun Devils at the plate going 2-for-4 with two RBI and shortstop Andrew Romine was 2-for-3.

GAME 23

SUN DEVILS 19, Western Illinois 1

March 12 at Alex Box Stadium

	<u>1</u>	<u>2</u>	<u>3</u>	<u>4</u>	<u>5</u>	<u>6</u>	<u>7</u>	<u>8</u>	<u>9</u>		<u>R</u>	<u>H</u>	<u>E</u>
WIU	0	0	0	0	1	0	0	0	0	-	1	8	5
ASU	1	4	0	4	2	4	3	1	x	-	19	23	1

W: Averill (4-2); L: Navin (0-2); S: Garrison (1)

HR: Larish 2 (7), Zinicola (1)

Time: 2:50 Attendance: 375 Record: 12-11

HIGHLIGHTS: Arizona State junior third baseman Travis Buck and freshman designated hitter Willy Fox each recorded four hits as the Sun Devils recorded season highs with 23 hits and 19 runs in a 19-1 victory over Western Illinois. Buck went 4-for-6 with four runs scored, two triples and four RBI to extend his season-high hitting streak to eight games. Fox recorded a career-high four hits by going 4-for-5 with two doubles and three runs scored. Senior first baseman Jeff Larish went 3-for-6 with a pair of home runs and five RBI. Seven Sun Devils in all recorded multi-hit games, including a 3-for-4 performance from leadoff hitter Rocky Laguna and the first two career hits from freshman reserve catcher Austin Stockfisch.

GAME 24

SUN DEVILS 30, Western Illinois 13

March 13 at Alex Box Stadium

	<u>1</u>	<u>2</u>	<u>3</u>	<u>4</u>	<u>5</u>	<u>6</u>	<u>7</u>	<u>8</u>	<u>9</u>		<u>R</u>	<u>H</u>	<u>E</u>
ASU	3	2	3	4	0	0	3	0	15	-	30	35	2
WIU	2	2	0	3	0	0	0	0	6	-	13	18	3

W: Satow (1-0); L: Kohorst (3-3); S: None

HR: Larish 2 (9), Gosewisch (3), Fox (4), Dhaenens (1)

Time: 3:44 Attendance: 175 Record: 13-11

HIGHLIGHTS: Led by six hits from junior Travis Buck and a pair of home runs from senior Jeff Larish, the Arizona State Sun Devils set a school record with 35 hits in a 30-13 victory over Western Illinois. In addition to setting the school record for hits in a game (35), the Sun Devils also set school records for total bases (57), most runs in an inning (15 in the 9th), hits in an inning (16 in the ninth) and tied for fourth in runs scored. Travis Buck went 6-for-8 with three RBI and senior Jeff Larish belted two home runs for the second consecutive game and went 4-for-6 while tying a school record with six runs scored. Rocky Laguna (3-for-4), Colin Curtis (2-for-8), Austin Stockfisch (2-for-2), Willy Fox (3-for-5, HR, 5 R, 3 RBI), Seth Dhaenens (3-for-5, 4 R, HR, 6 RBI) and Andrew Romine (5-for-5, 4 RBI) also contributed multi-hit performances in the record-breaking offensive contest. Fox also added his fourth home run of the season and went 3-for-3 with a double, single and home run in the 15-run ninth inning. Senior catcher Tuffy Gosewisch blasted his third of the year with a two-run shot to left field in the first inning and redshirt sophomore Seth Dhaenens hit his first career home run while going 3-for-5 with six RBI. Freshman left-hander Josh Satow earned the win in his collegiate debut allowing nine hits and nine runs (six earned) in 5.0 innings out of the bullpen. Junior starter Tony Barnette didn't last past the second inning giving up four runs on seven hits in just 1.2 innings.

GAME 25

#5 LSU 20, SUN DEVILS 3

March 13 at Alex Box Stadium

	<u>1</u>	<u>2</u>	<u>3</u>	<u>4</u>	<u>5</u>	<u>6</u>	<u>7</u>	<u>8</u>	<u>9</u>		<u>R</u>	<u>H</u>	<u>E</u>
ASU	2	0	0	0	0	1	0	0	0	-	3	6	3
LSU	4	0	0	12	1	2	0	1	x	-	20	20	1

W: Smith (4-1); L: Bresnahan (1-2); S: None

HR: Gosewisch (4), Gill (2), Patterson 2 (6), Harris, C.

(3), Stavinoha (4), Liuzza (2)

Time: 2:54 Attendance: 7,422 Record: 13-12

HIGHLIGHTS: Led by a grand slam home run from third baseman Blake Gill, the fifth-ranked LSU Tigers hit four consecutive home runs as part of a 12-run fourth inning to overpower visiting Arizona State 20-3. Just a few hours after setting several offensive records in a 30-13 victory over Western Illinois, it was the Tigers that exploded for 20 hits, including six home runs and 11 extra base hits. The 12-run fourth inning marked the second most runs ASU has given up in an inning in school history. The 20 runs given up also rank tied for seventh in the record books. After recording a school-record 35 hits earlier in the afternoon, the Sun Devil bats fell silent with only six hits. Senior catcher Tuffy Gosewisch (Scottsdale, Ariz.) went 1-for-4 with two RBI and a solo home run.

GAME 26

SUN DEVILS 5, Oklahoma 4

March 18 at Packard Stadium

	<u>1</u>	<u>2</u>	<u>3</u>	<u>4</u>	<u>5</u>	<u>6</u>	<u>7</u>	<u>8</u>	<u>9</u>		<u>R</u>	<u>H</u>	<u>E</u>
OU	0	0	0	1	3	0	0	0	0	-	4	6	2
ASU	0	2	1	1	0	0	0	0	1	-	5	10	1

W: Urquidez (4-2); L: Brownell (0-1); S: None

HR: Larish (10)

Time: 3:17 Attendance: 3,516 Record: 14-12

HIGHLIGHTS: Jeff Larish hit a walk-off solo home run with one out in the bottom of the ninth inning to lift the Sun Devils to a 5-4 victory over the University of Oklahoma Friday night in front of 3,516 fans at Winkles Field at Packard Stadium. Larish finished 2-for-3 with two walks and hit his NCAA-leading 10th home run of the year to give the Sun Devils their eighth win in the last 11 games, improving to 14-12 overall. Jason Urquidez earned the win giving up two hits in 1.1 scoreless frames to improve to 4-2 on the season. Junior reliever Tony Barnett kept the Sun Devils in the game with four strikeouts in 2.2 scoreless frames. Larish notched his ninth multi-hit game of the year and was one of four Sun Devils to register a pair of hits in the victory. Junior pre-season All-American Travis Buck continued his hot hitting going 2-for-5 with an RBI and center fielder Colin Curtis and first baseman Joe Persichina each had two hits.

GAME 27

SUN DEVILS 5, Oklahoma 1

March 19 at Packard Stadium

	1	2	3	4	5	6	7	8	9		R	H	E
OU	1	0	0	0	0	0	0	0	0	-	1	5	2
ASU	0	3	1	0	0	0	1	0	x	-	5	6	2

W: Averill (5-2); L: Sandoval (1-1); S: None

HR: None

Time: 2:36 Attendance: 2,915 Record: 15-12

HIGHLIGHTS: Erik Averill allowed one unearned run in his third complete game of the year to lead the Sun Devils to a 5-1 victory over Oklahoma. Averill scattered five hits (all singles) and had only one ball reach the outfield in his third complete-game effort of the season. He improved to 5-2 on the season by striking out seven and walking two while allowing only an unearned run in the top of the first inning. The junior lefty lowered his season ERA to 2.75. The Sun Devils out-hit OU 6-5 with junior third baseman Travis Buck and sophomore center fielder Colin Curtis each recording two hits. Buck went 2-for-4 with a triple and has now recorded at least one hit in 11 of his last 12 games. The converted outfielder was also flawless in the field with seven assists. OU junior RHP P.J. Sandoval suffered the loss.

GAME 28

SUN DEVILS 6, Oklahoma 5

March 20 at Packard Stadium

	<u>1</u>	<u>2</u>	<u>3</u>	<u>4</u>	<u>5</u>	<u>6</u>	<u>7</u>	<u>8</u>	<u>9</u>		<u>R</u>	<u>H</u>	<u>E</u>
OU	0	2	0	1	0	0	0	2	0	-	5	9	4
ASU	1	0	0	1	1	0	3	0	x	-	6	9	0

W: Barnette (2-1); L: McCutchen (1-2); S: Urquidez (1)


HR: Gosewisch (5), Buck (2)

Time: 3:28 Attendance: 3,375 Record: 16-12

HIGHLIGHTS: A bases loaded, three-run double by senior second baseman Joey Hooft that was lost in the sun by Oklahoma center fielder Jeff Scuderi led the Arizona State Sun Devils to a series sweeping 6-5 victory over the Sooners Sunday afternoon in front of 3,375 at Winkles Field at Packard Stadium. With the game tied at 3-3 and the bases loaded with two outs, Hooft lofted the first offering from reliever Daniel McCutchen to center field for what looked to be the third out of the inning. But, Scuderi seemed to lose track of the ball and it dropped to allow three runs to score. Oklahoma climbed to within one run with a two-run pinch-hit double from Kevin Smith in the eighth and then put the tying run aboard in the ninth, but senior closer Jason Urquidez picked off Russell Raley at first base to end the game. Urquidez nailed down his first career save giving up two hits in two scoreless innings to make a winner of junior right-handed reliever Tony Barnette. Third baseman Travis Buck led the Sun Devils at the plate going 3-for-4 with a solo home run and three runs scored.



Sun Devil Baseball 2005 -- Game by Game Statistics




AB-R-H-RBI Breakdown for Arizona State Sun Devil Baseball

(All games)

Opponent	Date	#7 BIANCAMA	#4 BUCK	#36 BUTLER	#9 CURTIS	#6 DHAENENS	#18 FOX	#39 GOSEWISC	#5 HOOFT	#14 LAGUNA	#3 LANDRY	#11 LARISH	#15 PERSICHI	#12 ROMINE	#2 SFERRA	#28 SOGARD	#13 STOCKFIS	#37 ZINICOLA
LBSU	Jan 28	3-0-0-1	4-1-2-0	4-0-3-2	1-0-1-0	1-0-1-0	5-1-1-0	3-0-2-0	1-0-0-0	1-0-0-0	4-1-1-0	4-0-0-0	2-0-0-0	3-0-0-0
LBSU	Jan 29	4-0-2-0	3-1-1-1	4-0-0-1	4-2-3-1	4-0-0-0	3-2-1-1	3-1-1-0	4-1-2-2	4-1-1-0
LBSU	Jan 30	1-0-0-0	4-0-1-0	4-0-1-1	2-0-0-0	1-0-0-0	4-0-2-0	3-0-1-0	1-0-0-0	4-1-1-0	3-0-0-0	2-0-1-0	2-0-0-0	4-0-2-0
NMSU	Feb 04	4-1-0-0	4-2-2-0	1-0-0-0	5-1-1-0	1-0-0-0	5-1-2-2	4-3-2-0	1-0-1-2	..Def..	4-1-4-4	0-1-0-0	3-0-1-0	4-1-1-0	3-1-1-2
GU	Feb 05	3-3-3-2	4-2-1-0	4-0-2-3	4-0-2-2	4-0-0-0	..Def..	4-1-0-0	1-0-0-0	4-1-3-2	4-1-2-1	5-2-1-0
OSU	Feb 06	2-1-1-0	4-1-0-0	5-0-2-1	1-0-0-0	1-0-0-0	4-1-1-2	4-0-0-0	1-0-0-1	3-2-1-0	1-0-0-0	2-0-1-0	4-1-1-1	3-0-1-1
NMSU	Feb 07	4-1-1-0	4-1-2-2	1-0-0-0	5-2-3-2	5-0-2-2	5-1-3-1	5-1-1-0	2-1-1-0	3-1-0-1	5-3-2-1
USA	Feb 12	3-2-2-2	1-0-0-0	4-0-0-0	..Def..	3-1-1-1	4-1-2-1	2-0-0-0	4-1-2-2	3-1-1-0	3-0-1-1	4-1-1-0
OKLA	Feb 12	4-0-1-1	5-2-2-1	4-0-1-0	3-2-1-0	2-0-0-0	4-1-2-4	4-0-2-0	3-1-1-1	4-0-2-0	1-1-0-0
GU	Feb 13	2-0-0-0	4-0-0-0	2-0-0-0	1-0-0-0	4-0-1-0	4-0-1-0	4-0-0-0	3-0-2-0	2-0-0-0	3-0-0-0	1-0-0-0
ARIZ	Feb 15	2-1-1-0	6-1-1-1	1-0-1-0	6-1-4-1	1-0-0-0	5-0-1-0	5-1-2-2	1-0-0-0	6-0-0-1	3-0-0-1	4-1-0-0	4-1-1-0	4-0-0-0
TULANE	Feb 18	2-1-0-0	4-0-0-0	1-0-0-0	3-0-2-0	1-0-0-0	1-0-0-0	3-0-1-0	3-0-0-0	1-0-0-0	4-0-1-1	1-0-0-0	2-0-0-0	3-0-1-1	1-1-0-0	4-0-1-0
TULANE	Feb 19	3-0-1-0	0-0-0-0	4-1-1-0	4-0-3-2	4-0-1-0	2-0-1-0	4-0-1-0	3-0-0-0	4-0-1-0	3-1-1-0	3-0-0-0
TULANE	Feb 20	4-0-1-0	4-0-1-0	3-0-0-0	3-1-1-2	4-0-0-0	4-0-1-0	3-1-1-1	4-0-2-0	4-1-1-0	1-0-0-0
ARIZ	Feb 23	1-0-0-0	5-0-0-0	4-0-1-0	2-0-0-0	..Def..	4-1-2-1	1-0-0-0	2-0-0-2	3-2-2-2	4-2-2-0	3-0-1-0	1-0-0-0	5-0-1-0
BU	Feb 25	3-0-0-0	4-2-2-4	4-0-0-0	2-0-1-1	3-1-0-0	2-0-0-0	4-0-0-0	3-1-0-0	3-1-2-0	1-0-0-0	..Def..
BU	Feb 26	2-0-1-0	5-3-4-1	..Def..	3-2-3-3	4-1-2-4	2-1-2-2	1-0-0-0	5-1-1-1	3-0-0-0	3-2-2-0	3-2-1-0	2-0-0-0	..Def..
BU	Feb 27	5-1-2-1	1-0-0-0	3-1-0-0	4-1-1-3	5-1-1-1	1-0-1-2	4-2-2-0	3-0-1-0	3-1-0-0	3-0-0-0	5-0-1-0
UNC	Mar 04	1-0-0-0	6-1-2-1	0-0-0-0	1-1-0-0	4-1-1-0	5-0-0-0Def..	4-0-1-0	5-0-1-1	2-0-0-0	5-0-1-0	6-1-2-0	..Def..
ECU	Mar 05	1-0-0-0	4-2-1-0	1-1-0-0	4-1-1-0	1-0-0-0	4-2-2-4	2-0-0-0	3-2-1-3	3-0-0-0	4-0-0-0	4-1-0-0	1-1-0-0
OHIOST	Mar 06	1-0-1-0	4-0-2-1	3-1-0-0	4-0-1-2	2-1-2-0	2-0-0-0	4-0-0-0	0-0-0-0	3-1-1-0	4-0-1-0
LSU	Mar 11	1-0-0-0	5-0-1-0	3-1-1-1	1-0-0-0	1-1-0-0	3-2-0-0	4-0-2-2	..Def..	4-1-1-0	2-0-1-1	3-0-2-1	5-0-0-0	2-0-1-0
WIU	Mar 12	1-0-0-0	6-4-4-4	2-0-1-0	6-1-2-2	2-1-1-1	5-3-4-0	3-1-0-0	4-3-3-0	..Def..	6-2-3-5	1-0-0-0	4-2-1-1	1-0-0-0	1-0-0-0	2-1-2-0	3-1-2-2
WIU	Mar 13	1-0-0-0	8-2-6-3	2-0-0-1	8-2-2-2	5-4-3-6	5-5-3-3	5-2-3-2	4-1-3-1	2-0-0-0	6-6-4-4	2-2-1-1	5-2-5-4	1-0-0-0	1-1-1-1	2-1-2-1	3-1-1-0
LSU	Mar 13	2-0-0-0	3-1-0-0	4-0-1-0	2-0-0-0	4-0-1-1	4-1-1-2	2-0-0-0	2-1-1-0	3-0-1-0	1-0-0-0	2-0-0-0Def..	4-0-1-0
OKLA	Mar 18	5-1-2-1	4-1-2-0	4-1-1-0	4-1-1-1	3-0-0-1	4-0-0-0	3-1-2-1	4-0-2-1	3-0-0-0
OKLA	Mar 19	4-1-2-0	4-1-2-0	2-0-0-0	2-1-0-0	2-0-0-0	2-0-1-1	3-0-0-1	..Def..	2-1-0-0	..Def..	4-1-0-0	1-0-0-0	3-0-1-1
OKLA	Mar 20	4-3-3-1	3-1-1-0	..Def..	4-0-0-0	3-1-1-1	3-0-2-3	4-0-0-0	3-1-2-0	2-0-0-0	4-0-0-0	1-0-0-0	1-0-0-0	1-0-0-0



Sun Devil Baseball 2005 -- Game by Game Statistics




IP-H-R-ER-BB-SO Breakdown for Arizona State Sun Devil Baseball

(All games)

Opponent	Date	#21 ANDES	#45 AVERILL	#50 BARNETTE	#49 BORDES, B	#40 BRESNEHAN	#31 DRYANSKI	#17 GARRISON
Long Beach State	Jan 28	4.0- 9- 4- 3- 0- 6*	2.0- 0- 1- 0- 1- 2	1.2- 1- 0- 0- 1- 2	1.0- 0- 2- 0- 0- 0
Long Beach State	Jan 29
Long Beach State	Jan 30	0.2- 0- 0- 0- 0- 0	2.1- 3- 2- 2- 0- 3	4.0- 6- 3- 0- 0- 4*	0.2- 3- 1- 1- 1- 2	1.1- 4- 5- 5- 2- 2
New Mexico State	Feb 04	9.0- 7- 0- 0- 0- 14*
Gonzaga	Feb 05	1.0- 4- 3- 3- 1- 0
Oregon State	Feb 06	0.1- 5- 5- 5- 0- 1	4.1- 6- 6- 4- 2- 2*	4.1- 4- 1- 1- 1- 7
New Mexico State	Feb 07	0.1- 0- 0- 0- 0- 0
South Alabama	Feb 12	9.0- 5- 2- 1- 1- 8*
Oklahoma	Feb 12	3.2- 1- 0- 0- 1- 5	0.0- 1- 0- 0- 0- 0
Gonzaga	Feb 13	4.2- 3- 0- 0- 0- 3
Arizona	Feb 15	5.1- 5- 2- 1- 2- 3*	2.1- 3- 3- 3- 1- 2	5.1- 2- 0- 0- 2- 7
Tulane	Feb 18	3.0- 4- 1- 1- 1- 2
Tulane	Feb 19	5.0- 8- 5- 5- 1- 1*	1.0- 3- 2- 2- 1- 0	1.0- 0- 0- 0- 0- 2
Tulane	Feb 20	1.0- 3- 1- 1- 1- 0	3.2- 2- 3- 3- 1- 1	3.0- 4- 5- 5- 2- 1*
Arizona	Feb 23	1.2- 5- 5- 3- 0- 1*	1.1- 0- 0- 0- 0- 0	1.0- 3- 1- 1- 0- 2	2.1- 5- 2- 2- 0- 1	0.1- 2- 2- 2- 1- 0
Baylor	Feb 25
Baylor	Feb 26	1.0- 1- 0- 0- 0- 1	1.2- 0- 0- 0- 0- 2	2.0- 3- 1- 1- 1- 0	4.0- 2- 2- 1- 1- 2*	0.1- 2- 1- 1- 0- 1
Baylor	Feb 27	5.0- 6- 4- 4- 1- 4*	0.1- 2- 1- 0- 1- 1	0.1- 0- 0- 0- 0- 0
North Carolina	Mar 04
East Carolina	Mar 05	6.1- 6- 3- 2- 4- 3*	2.2- 1- 0- 0- 1- 1
Ohio State	Mar 06	3.0- 1- 0- 0- 1- 4	6.0- 5- 0- 0- 2- 4*
LSU	Mar 11	0.1- 1- 0- 0- 2- 0	2.1- 1- 0- 0- 0- 3	2.0- 1- 0- 0- 0- 0
Western Illinois	Mar 12	5.0- 7- 1- 1- 1- 4*	4.0- 1- 0- 0- 2- 5
Western Illinois	Mar 13	1.2- 7- 4- 4- 1- 2*	1.1- 1- 0- 0- 0- 0	1.0- 1- 0- 0- 0- 1
LSU	Mar 13	3.0- 6- 6- 5- 1- 6	0.1- 4- 4- 4- 3- 0*	2.0- 3- 1- 1- 1- 2
Oklahoma	Mar 18	2.2- 2- 0- 0- 0- 4
Oklahoma	Mar 19	9.0- 5- 1- 0- 2- 7*
Oklahoma	Mar 20	1.0- 2- 2- 2- 1- 1	3.0- 3- 0- 0- 1- 2	3.0- 2- 3- 3- 2- 3*



Sun Devil Baseball 2005 -- Game by Game Statistics




IP-H-R-ER-BB-SO Breakdown for Arizona State Sun Devil Baseball

(All games)

Opponent	Date	#47 MAROTZ	#41 SATOW	#34 URQUIDEZ	#37 ZINICOLA
Long Beach State	Jan 28	0.1- 0- 0- 0- 1- 1	
Long Beach State	Jan 29	2.2- 2- 1- 1- 0- 4	5.0-10- 5- 5- 1- 4*	1.1- 1- 0- 0- 0- 1
Long Beach State	Jan 30
New Mexico State	Feb 04
Gonzaga	Feb 05	7.0- 6- 5- 4- 1- 4*	1.0- 1- 0- 0- 0- 0
Oregon State	Feb 06
New Mexico State	Feb 07	5.2- 6- 3- 3- 0- 3*	3.0- 3- 7- 4- 4- 3
South Alabama	Feb 12
Oklahoma	Feb 12	5.1- 9- 5- 4- 1- 3*
Gonzaga	Feb 13	4.1- 3- 2- 0- 1- 4*
Arizona	Feb 15	0.2- 2- 2- 2- 0- 1
Tulane	Feb 18	5.0- 6- 7- 6- 6- 7*
Tulane	Feb 19	1.0- 2- 0- 0- 1- 1
Tulane	Feb 20	0.1- 1- 0- 0- 0- 1
Arizona	Feb 23	0.1- 1- 1- 1- 0- 0	1.0- 0- 0- 0- 0- 0
Baylor	Feb 25	3.0- 1- 0- 0- 2- 4	6.0- 9- 3- 2- 0- 6*
Baylor	Feb 26
Baylor	Feb 27	4.1- 2- 3- 0- 3- 2
North Carolina	Mar 04	5.1- 0- 0- 0- 3- 9	5.2- 3- 3- 3- 4- 5*
East Carolina	Mar 05
Ohio State	Mar 06
LSU	Mar 11	3.1- 7- 6- 6- 3- 1*
Western Illinois	Mar 12
Western Illinois	Mar 13	5.0- 9- 9- 6- 3- 1
LSU	Mar 13	2.2- 7- 9- 7- 2- 2
Oklahoma	Mar 18	1.1- 2- 0- 0- 0- 1	5.0- 2- 4- 4- 4- 5*
Oklahoma	Mar 19
Oklahoma	Mar 20	2.0- 2- 0- 0- 1- 2



Sun Devil Baseball 2005 -- Career/Season Statistics



	SEASON													CAREER												
Player	AVG	GP-GS	AB	R	H	2B	3B	HR	RBI	BB	HBP	SO	SB-ATT	AVG	GP-GS	AB	R	H	2B	3B	HR	RBI	BB	HBP	SO	SB-ATT
4 Travis Buck.....	.371	28-28	124	31	46	10	3	2	21	9	2	17	8-11	.354	153-152	588	154	208	39	7	15	125	85	24	79	33-41
5 Joey Hooft.....	.350	17-17	60	9	21	5	0	0	10	6	1	8	6-9	.350	17-17	60	9	21	5	0	0	10	6	1	8	6-9
9 Colin Curtis.....	.342	28-28	111	20	38	6	1	0	20	20	2	12	8-10	.316	85-85	301	57	95	17	1	5	56	58	8	51	20-24
11 Jeff Larish.....	.324	28-28	111	28	36	8	1	10	29	19	1	26	3-3	.335	184-182	710	185	238	47	6	38	197	161	8	137	9-16
39 Tuffy Gosewisch..	.324	28-28	105	19	34	5	1	5	27	9	7	16	3-5	.320	176-143	487	102	156	28	2	9	119	66	22	84	5-9
18 Willy Fox.....	.320	19-12	50	15	16	4	0	4	16	6	4	13	4-4	.320	19-12	50	15	16	4	0	4	16	6	4	13	4-4
14 Rocky Laguna.....	.294	23-12	51	7	15	4	2	0	13	7	2	12	5-5	.294	23-12	51	7	15	4	2	0	13	7	2	12	5-5
12 Andrew Romine....	.264	28-28	87	15	23	4	1	0	11	7	1	11	4-5	.264	28-28	87	15	23	4	1	0	11	7	1	11	4-5
37 Zechry Zinicola..	.264	17-14	53	7	14	2	0	1	6	3	1	9	0-0	.275	68-46	153	27	42	10	0	4	32	15	2	31	0-0
2 J.J. Sferra.....	.253	24-20	79	15	20	3	1	0	6	4	0	13	3-8	.253	24-20	79	15	20	3	1	0	6	4	0	13	3-8
15 Joe Persichina...	.227	28-16	66	10	15	2	1	0	5	8	1	13	3-3	.292	81-58	216	37	63	9	2	1	29	28	6	30	6-7

13 Austin Stockfisch	.800	6-0	5	3	4	0	0	0	1	0	0	0	0-0	.800	6-0	5	3	4	0	0	0	1	0	0	0	0-0
7 Vinny Biancamano.	.212	18-10	33	7	7	2	0	0	3	3	0	10	0-1	.212	18-10	33	7	7	2	0	0	3	3	0	10	0-1
6 Seth Dhaenens....	.207	17-3	29	6	6	0	0	1	7	2	1	5	2-2	.240	62-30	125	33	30	3	0	1	15	26	1	29	5-9
36 DJ Butler.....	.200	11-3	10	1	2	0	0	0	1	2	1	5	1-1	.200	11-3	10	1	2	0	0	0	1	2	1	5	1-1
16 Greg Bordes.....	.200	10-2	5	1	1	1	0	0	0	1	0	1	0-1	.200	10-2	5	1	1	1	0	0	0	1	0	1	0-1
28 Eric Sogard.....	.154	9-2	13	2	2	0	0	0	1	2	0	3	0-0	.154	9-2	13	2	2	0	0	0	1	2	0	3	0-0
3 Jeff Landry.....	.143	11-3	14	1	2	0	0	0	0	2	0	5	1-1	.143	11-3	14	1	2	0	0	0	0	2	0	5	1-1
25 Eric Williams....	.000	4-0	0	0	0	0	0	0	0	0	0	0	0-0	.000	4-0	0	0	0	0	0	0	0	0	0	0	0-0
Totals.....	.300	28-28	1006	197	302	56	11	23	177	110	24	179	51-69													
Opponents.....	.280	28-28	1016	176	284	60	8	26	161	94	27	222	19-35													

(All games Sorted by Earned run avg)

Player	ERA	W-L	APP	GS	CG	SHO/CBO	SV	IP	H	R	ER	BB	SO	ERA	W-L	APP	GS	CG	SHO/CBO	SV	IP	H	R	ER	BB	SO
45 Erik Averill.....	2.75	5-2	8	8	3	1/0	0	52.1	53	20	16	10	47	3.98	17-8	54	27	3	1/3	2	214.2	223	111	95	52	164
49 Brett Bordes.....	3.51	1-2	13	2	0	0/1	1	33.1	32	18	13	8	21	5.21	5-4	53	10	0	0/4	2	95.0	92	63	55	67	86
40 Pat Bresnehan....	4.91	1-2	11	5	0	0/1	0	29.1	31	17	16	15	30	4.84	4-4	34	6	0	0/2	5	70.2	72	45	38	42	75
34 Jason Urquidez...	5.53	4-2	12	4	0	0/0	1	42.1	46	34	26	20	39	4.05	16-5	31	21	1	0/1	1	140.0	136	74	63	67	133
37 Zechry Zinicola..	5.70	2-2	9	5	0	0/0	1	30.0	29	25	19	17	26	4.17	6-4	34	9	0	0/0	9	86.1	81	49	40	37	83
50 Tony Barnette....	7.63	2-1	16	3	0	0/0	0	30.2	46	32	26	11	32	7.63	2-1	16	3	0	0/0	0	30.2	46	32	26	11	32

21 Quentin Andes....	0.00	0-0	3	0	0	0/0	0	2.0	2	0	0	2	1	4.28	5-1	24	0	0	0/0	2	33.2	34	17	16	20	28
31 Kevin Dryanski...	3.18	0-0	6	0	0	0/0	0	11.1	14	6	4	2	6	3.18	0-0	6	0	0	0/0	0	11.1	14	6	4	2	6
47 Ty Marotz.....	6.10	0-1	5	1	0	0/0	0	10.1	13	7	7	1	9	6.12	0-1	22	4	0	0/1	0	32.1	37	24	22	16	34
17 Seth Garrison....	10.29	0-0	5	0	0	0/0	1	7.0	9	8	8	5	10	10.29	0-0	5	0	0	0/0	1	7.0	9	8	8	5	10
41 Josh Satow.....	10.80	1-0	1	0	0	0/0	0	5.0	9	9	6	3	1	10.80	1-0	1	0	0	0/0	0	5.0	9	9	6	3	1
Totals.....	4.90	16-12	28	28	3	2/1	4	253.2	284	176	138	94	222													
Opponents.....	6.00	12-16	28	28	0	1/1	6	247.2	302	197	165	110	179													



Sun Devil Baseball 2005

Position Players Single Game and Career Highs

#2 J.J. Sferra, OF (Phoenix, Ariz.)

Category	2005 Best
At Bats	6 (UNC; 3/4)
Runs	3 (NMSU; 2/7)
Hits	2 - 6x (UNC; 3/4)
RBI	2 (LBSU; 1/29)
BB	1 - 3x (Baylor; 2/27)
SB	2 (NMSU; 2/4)
2B	1 - 3x (Oklahoma; 2/12)
3B	1 (NMSU; 2/7)
Hit Streak	4 games

#3 Jeff Landry, INF (Walnut Creek, Calif.)

Category	2005 Best
At Bats	4 (UNC; 3/4)
Runs	None
Hits	1 (UNC; 3/4)
RBI	None
BB	2 (Ohio State; 3/6)
SB	1 (UNC; 3/4)
2B	None
HR	None
Hit Streak	1

#4 Travis Buck, OF (Richland, Wash.)

Category	2005 Best	Career Best (last)
At Bats	8 (WIU; 3/13)	Same
Runs	4 (WIU; 3/12)	4 - 2x (WIU; 3/12/05)
Hits	6 (WIU; 3/13)	Same
RBI	4 - 2x (WIU; 3/12)	8 (UConn; 2/29/04)
BB	1 - 5x (USA; 2/12)	3 (FSU; 2/8/04)
SB	1 - 6x (ECU; 3/5)	2 - 2x (SUU; 2/7/03)
2B	2 - 2x (WIU; 3/13)	4 (UConn; 2/28/04)
HR	1 (Baylor; 2/25)	1 - 12x (ARIZ; 5/22/04)
Hit Streak	9 games	16 games

#5 Joey Hooft, INF (Reno, Nev.)

Category	2005 Best	Career Best (last)
At Bats	5 - 2x (Arizona; 2/15)	6 - 3x (Pace; 5/4/03)
Runs	3 (NMSU; 2/4)	4 (Pace; 5/3/03)
Hits	3 (LBSU; 1/29)	5 (Florida; 2/15/04)
RBI	3 (Oklahoma; 3/20)	7 (Pace; 5/2/03)
BB	1 - 6x (Oklahoma; 3/20)	3 (Rutgers; 3/13/04)
SB	2 (Arizona; 2/15)	3 (Jacksonville; 5/9/04)
2B	2 (NMSU; 2/7)	Same
HR	None	2 (Pace 5/2/03)
Hit Streak	4 games	N/A

#6 Seth Dhaenens, INF (Chandler, Ariz.)

Category	2005 Best	Career Best (last)
At Bats	5 (WIU; 3/13)	5 - 4x (WIU; 3/13/05)
Runs	4 (WIU; 3/13)	4 - 2x (WIU; 3/13/05)
Hits	3 (WIU; 3/13)	3 - 2x (WIU; 3/13/05)
RBI	6 (WIU; 3/13)	Same
BB	1 - 2x (WIU; 3/13)	3 - 2x (WASH; 3/28/04)
SB	1 (WIU; 3/12)	1 - 3x (NMSU; 5/19/04)
2B	None	1 - 3x (NMSU; 5/19/04)
HR	1 (WIU; 3/13)	Same
Hit Streak	2 games	6 games

#7 Vinny Biancamano, INF (Glendale, Ariz.)

Category	2005 Best
At Bats	4 (NMSU; 2/4)
Runs	3 (Gonzaga; 2/5)
Hits	3 (Gonzaga; 2/5)
RBI	2 (Gonzaga; 2/5)
BB	1 (LBSU; 1/28)
SB	None
2B	1 (Gonzaga; 2/5)
HR	None
Hit Streak	2 games

#9 Colin Curtis, OF (Issaquah, Wash.)

Category	2005 Best	Career Best (last)
At Bats	8 (WIU; 3/13)	Same
Runs	2 - 2x (WIU; 3/13)	3 - 2x (CSUN; 2/13/04)
Hits	4 (Arizona; 2/15)	Same
RBI	3 (Gonzaga; 2/5)	5 (NMSU; 5/3/04)
BB	4 (UNC; 3/4)	Same
SB	2 (Gonzaga; 2/5)	2 - 2x (Gonzaga; 2/5/05)
2B	2 (WIU; 3/12)	2 - 2x (WIU; 3/12/-5)
HR	None	1 - 5x (NMSU; 5/3/04)
Hit Streak	7 games	9 games

#11 Jeff Larish, 1B (Tempe, Ariz.)

Category	2005 Best	Career Best (last)
At Bats	6 - 3x (WIU; 3/13)	6 - 9x (WIU; 3/13/05)
Runs	6 (WIU; 3/13)	Same
Hits	4 - 2x (WIU; 3/13)	4 - 6x (WIU; 3/13/05)
RBI	5 (WIU; 3/12)	9 (SDSU; 1/26/03)
BB	2 - 5x (Oklahoma; 3/20)	4 (WSU; 4/27/03)
SB	1 - 2x (WIU; 3/13)	1 - 8x (WIU; 3/13/05)
2B	2 (Tulane; 2/20)	4 (Arizona; 5/25/03)
HR	2 - 3x (WIU; 3/13)	2 - 5x (WIU; 3/13/05)
Hit Streak	4 games	17 games

#12 Andrew Romine, SS (Lake Forest, Calif.)

Category	2005 Best
At Bats	5 - 2x (WIU; 3/13)
Runs	2 - 2x (WIU; 3/13)
Hits	5 (WIU; 3/13)
RBI	4 (WIU; 3/13)
BB	2 (Arizona; 2/15)
SB	1 - 2x (OSU; 2/6)
2B	1 - 4x (WIU; 3/13)
3B	1 (LBSU; 1/29)
HR	None
Hit Streak	5 games

#13 Austin Stockfisch, C (Scottsdale, Ariz.)

Category	2005 Best
At Bats	2 - 2x (WIU; 3/13)
Runs	1 - 2x (WIU; 3/12)
Hits	2 - 2x (WIU; 3/13)
RBI	1 (WIU; 3/13)
BB	None
SB	None
2B	None
HR	None
Hit Streak	2 games



Sun Devil Baseball 2005

Position Players/Pitchers Single-Game and Career Highs

#14 Rocky Laguna, OF (Yuma, Ariz.)

Category	2005 Best
At Bats	5 (NMSU; 2/7)
Runs	3 (WIU; 3/12)
Hits	3 - 3x (WIU; 3/13)
RBI	2 - 3x (LSU; 3/11)
BB	1 - 2x (WIU; 3/12)
SB	4 (NMSU; 2/7)
2B	1 - 4x (WIU; 3/12)
HR	None
Hit Streak	4 games

#15 Joe Persichina, INF (Rollings Hills Estates, Calif.)

Category	2005 Best	Career Best (last)
At Bats	4 - 4x (Baylor; 2/25)	5 - 5x (Stanford; 5/30/04)
Runs	2 - 2x (WIU; 3/13)	3 (ECU; 3/7/04)
Hits	2 - 4x (OKLA; 3/18)	4 (WSU; 4/23/04)
RBI	1 - 5x (OKLA; 3/18)	3 (ORU; 4/8/04)
BB	3 (NMSU; 2/7)	Same
SB	1 (NMSU; 2/7)	1 - 4x (NMSU; 2/7/05)
2B	1 - 2x (WIU; 3/13)	2 (ECU; 3/7/04)
3B	None	1 (ORU; 4/8/04)
HR	None	1 (MEM; 2/21/04)
Hit Streak	3 games	3 games

#16 Greg Bordes, INF (Mesa, Ariz.)

Category	2005 Best
At Bats	2 (WIU; 3/12)
Runs	1 (WIU; 3/13)
Hits	1 (WIU; 3/13)
RBI	None
BB	1 (UNC; 3/4)
SB	None
2B	1 (WIU; 3/13)
HR	None
Hit Streak	1 game

#18 Willy Fox, INF (Scottsdale, Ariz.)

Category	2005 Best
At Bats	5 - 2x (WIU; 3/13)
Runs	5 (WIU; 3/13)
Hits	4 (WIU; 3/12)
RBI	4 (Baylor; 2/26)
BB	2 (WIU; 3/13)
SB	2 (UNC; 3/4)
2B	2 (WIU; 3/12)
HR	1 - 4x (WIU; 3/13)
Hit Streak	4 games

#25 Eric Williams, OF (Carmel, NY)

Category	2005 Best
At Bats	None
Runs	None
Hits	None
RBI	None
BB	None
SB	None
2B	None
HR	None
Hit Streak	None

#28 Eric Sogard, 3B (Phoenix, Ariz.)

Category	2005 Best
At Bats	5 (Baylor; 2/27)
Runs	1 (ECU; 3/5)
Hits	1 (Baylor; 2/27)
RBI	None
BB	1 - 2x (ECU; 3/5)
SB	None
2B	None
HR	None
Hit Streak	1 game

#36 DJ Butler, OF (Benicia, Calif.)

Category	2005 Best
At Bats	2 (WIU; 3/12)
Runs	1 (ECU; 3/5)
Hits	1 - 2x (WIU; 3/12)
RBI	None
BB	1 (Tulane; 2/19)
SB	1 (WIU; 3/12)
2B	None
HR	None
Hit Streak	1 game

#37 Zechry Zinicola, 1B/DH (San Bernadino, Calif.)

Category	2005 Best	Career Best (last)
At Bats	5 (Gonzaga; 2/5)	7 (UNM; 5/18/04)
Runs	2 (Gonzaga; 2/5)	4 (NMSU; 5/3/04)
Hits	2 - 2x (WIU; 3/12)	2 - 9x (WIU; 3/12/05)
RBI	2 - 2x (WIU; 3/12)	3 (UConn; 2/29/04)
BB	1 - 3x (Oklahoma; 3/19)	3 (WST; 4/27/04)
SB	None	None
2B	1 (LBSU; 1/29)	2 (NMSU; 5/3/04)
HR	1 (WIU; 3/12)	1 - 4x (WIU; 3/12)
Hit Streak	6 games	6 games

#39 Tuffy Gosewisch, C (Scottsdale, Ariz.)

Category	2005 Best	Career Best (last)
At Bats	5 - 7x (WIU; 3/13)	5 - 13x (WIU; 3/13/05)
Runs	2 - 4x (WIU; 3/13)	3 (UConn; 2/29/04)
Hits	3 - 3x (WIU; 3/13)	3 - 8x (WIU; 3/13/05)
RBI	4 (ECU; 3/5)	4 - 2x (ECU; 3/5/05)
BB	2 - 2x (Ohio State; 3/6)	2 - 11x (Ohio State; 3/6/05)
SB	1 - 3x (WIU; 3/13)	1 - 5x (WIU; 3/13/05)
2B	3 (NMSU; 2/7)	Same
HR	1 - 5x (OKLA; 3/20)	1 - 9x (OKLA; 3/20/05)
Hit Streak	11 games	11 games

#17 Seth Garrison, RHP (Coppell, Texas)

Category	2005 Best
Innings	4.0 (WIU; 3/12)
Runs Allowed	5 (LBSU; 1/30)
ER Allowed	5 (LBSU; 1/30)
K's	5 (WIU; 3/12)
BB	2 - 2x (WIU; 3/12)
Hits Allowed	4 (LBSU; 1/30)
WP	None
HBP	None
Pitches	73 (WIU; 3/12)



Sun Devil Baseball 2005

Pitchers Single-Game and Career Highs

#21 Quentin Andes, RHP (Albuquerque, N.M.)

Category	2005 Best	Career Best (last)
Innings	1.0 (Baylor; 2/26)	4.0 (Stanford; 5/28/04)
Runs Allowed	None	3 (USC; 4/4/04)
ER Allowed	None	3 (USC; 4/4/04)
K's	1 (Baylor; 2/26)	4 - 2x (NMSU; 5/4/04)
BB	2 (LSU; 3/11)	3 (UConn; 2/27/04)
Hits Allowed	1 - 2x (LSU; 3/11)	4 (USC; 4/4/04)
WP	None	1 - 2x (Stanford; 5/28/04)
HBP	None	1 - 5x (Stanford; 5/28/04)
Pitches	20 (LSU; 3/11)	51 (Stanford; 5/28/04)

#31 Kevin Dryanski, RHP (Phoenix, Ariz.)

Category	2005 Best	Career Best (last)
Innings		3.0 (Tulane; 2/18)
Runs Allowed	2 - 2x (Arizona; 2/23)	
ER Allowed	2 (Arizona; 2/23)	
K's	2 - 2x (LSU; 3/13)	
BB	1 - 2x (LSU; 3/13)	
Hits Allowed	5 (Arizona; 2/23)	
WP	1 - 2x (Tulane; 2/18)	
HBP	2 (LBSU; 1/28)	
Pitches	55 (Tulane; 2/18)	

#34 Jason Urquidez, RHP (Simi Valley, Calif.)

Category	2005 Best	Career Best (last)
Innings	7.0 (GU; 2/5)	9.0 (Rice; 2/22/04)
Runs Allowed	9 (LSU; 3/13)	Same
ER Allowed	7 (LSU; 3/13)	Same
K's	9 (UNC; 3/4)	12 (OSU; 5/15/04)
BB	6 (Tulane; 2/18)	6 - 2x (Tulane; 2/18/05)
Hits Allowed	10 (LBSU; 1/29)	10 (LBSU; 1/29/05)
WP	1 - 3x (Baylor; 2/27)	1 - 5x (Baylor; 2/27/05)
HBP	1 - 2x (Tulane; 2/20)	2 (WSU; 4/24/04)
Pitches	115 (Tulane; 2/18)	141 (USC; 4/2/04)

#37 Zechry Zinicola, RHP (San Bernadino, Calif.)

Category	2005 Best	Career Best (last)
Innings	6.0 (Baylor; 2/25)	7.0 (Cal; 3/21/04)
Runs Allowed	7 (NMSU; 2/7)	Same
ER Allowed	6 (LSU; 3/11)	Same
K's	6 (Baylor; 2/25)	Same
BB	4 - 3x (OKLA; 3/18)	Same
Hits Allowed	9 (Baylor; 2/25)	Same
WP	2 - 2x (OKLA; 3/18)	Same
HBP	3 (OKLA; 3/18)	Same
Pitches	103 (UNC; 3/4)	103 - 2x (UNC; 3/4/05)

#40 Pat Bresnehan, RHP (Sherborn, Mass.)

Category	2005 Best	Career Best (last)
Innings	6.0 (Ohio State; 3/6)	Same
Runs Allowed	5 (Tulane; 2/20)	6 (ORU; 4/8/04)
ER Allowed	5 (Tulane; 2/20)	Same
K's	7 - 2x (Arizona; 2/15)	7 - 3x (Arizona; 2/15/05)
BB	3 (LSU; 3/13)	4 - 2x (ORU; 4/8/04)
Hits Allowed	5 (Ohio State; 3/6)	6 (Cal; 3/21/04)
WP	1 (LBSU; 1/30)	1 - 4x (WSU; 4/25/04)
HBP	2 (LBSU; 1/28)	Same
Pitches	97 (Ohio State; 3/6)	Same

#41 Josh Satow, LHP (Scottsdale, Ariz.)

Category	2005 Best	Career Best (last)
Innings	5.0 (WIU; 3/13)	
Runs Allowed	9 (WIU; 3/13)	
ER Allowed	6 (WIU; 3/13)	
K's	1 (WIU; 3/13)	
BB	3 (WIU; 3/13)	
Hits Allowed	9 (WIU; 3/13)	
WP	None	
HBP	None	
Pitches	88 (WIU; 3/13)	

#45 Erik Averill, LHP (Orange, Calif.)

Category	2005 Best	Career Best (last)
Innings	9.0 - 3x (Oklahoma; 3/19)	Same
Runs Allowed	5 (Tulane; 2/19)	7 (Gonzaga; 2/16/04)
ER Allowed	5 (Tulane; 2/19)	6 (WASH; 3/26/04)
K's	14 (NMSU; 2/4)	Same
BB	4 (ECU; 3/5)	Same
Hits Allowed	9 (LBSU; 1/28)	12 (CSF; 6/5/04)
WP	2 (LBSU; 1/28)	2 - 2x (LBSU; 1/28/05)
HBP	2 (Tulane; 2/19)	4 (USC; 3/29/03)
Pitches	130 (USA; 2/12)	Same

#47 Ty Marotz, RHP (Crystal Lake, Ill.)

Category	2005 Best	Career Best (last)
Innings	5.2 (NMSU; 2/7)	Same
Runs Allowed	3 (NMSU; 2/7)	3 - 4x (NMSU; 2/7/05)
ER Allowed	3 (NMSU; 2/7)	3 - 2x (NMSU; 2/7/05)
K's	4 (LBSU; 1/29)	5 (NMSU; 5/19/04)
BB	1 (Tulane; 2/19)	2 - 2x (NMSU; 5/19/04)
Hits Allowed	6 (NMSU; 2/7)	7 (NMSU; 5/19/04)
WP	None	1 - 3x (STAN; 5/30/04)
HBP	None	None
Pitches	78 (NMSU; 2/7)	Same

#49 Brett Bordes, LHP (Mesa, Ariz.)


Category	2005 Best	Career Best (last)
Innings	4.2 (GU; 2/13)	6.0 - 2x (WASH; 3/27/04)
Runs Allowed	6 (OSU; 2/6)	6 - 3x (OSU; 2/6/05)
ER Allowed	4 (OSU; 2/6)	6 - 2x (ARIZ; 5/23/04)
K's	4 (LBSU; 1/30)	10 (Arizona; 2/24/04)
BB	2 (OSU; 2/6)	5 (WASH; 3/27/04)
Hits Allowed	6 - 2x (OSU; 2/6)	6 - 3x (OSU; 2/6/05)
WP	None	1 - 3x (UCLA; 4/18/04)
HBP	None	2 (Cal; 3/20/04)
Pitches	90 (OSU; 2/6)	106 (WASH; 3/27/04)

#50 Tony Barnette, RHP (Federal Way, Wash.)

Category	2005 Best	Career Best (last)
Innings	5.1 (Arizona; 2/15)	
Runs Allowed	6 (LSU; 3/13)	
ER Allowed	5 - 3x (LSU; 3/13)	
K's	6 (LSU; 3/13)	
BB	2 (Arizona; 2/15)	
Hits Allowed	7 (WIU; 3/13)	
WP	None	
HBP	1 - 3x (Arizona; 2/23)	
Pitches	90 (Arizona; 2/15)	



Sun Devil Baseball 2005



Last Time it Happened in Sun Devil Baseball...

(Through 28 Games of 2005 Season)

Hitting Categories:

A SUN DEVIL HIT A GRAND SLAM: Travis Buck, Feb. 25, 2005 vs. Baylor (7th inning at Packard Stadium)
ASU HIT A WALK-OFF HOME RUN: Jeff Larish, March 18, 2005 vs. Oklahoma (solo home run in bottom of ninth inning)
A SUN DEVIL LED OFF A GAME WITH A HR: Dustin Pedroia, Mar. 13, 2004 vs. #11 Tulane (1-1 count at Packard Stadium)
A SUN DEVIL HIT FOR THE CYCLE: Travis Buck, March 7, 2003 vs. Southern Utah (19-0 win)
THE DEVILS HIT FOR THE CYCLE TO OPEN A GAME: April 27, 2003 vs. Washington State in first inning (HR/2B/1B/3B)
THE DEVILS HIT BACK-TO-BACK HOME RUNS: Tuffy Gosewisch and Jeff Larish, March 13, 2005 vs. Western Illinois (1st inning)
A SUN DEVIL HIT TWO HOME RUNS IN ONE GAME: Jeff Larish, March 13, 2005 vs. Western Illinois (4-for-6, 6 R, 4 RBI, 3-R HR, Solo HR)
A SUN DEVIL HIT THREE HOME RUNS IN A GAME: Jeremy West, April 27, 2003 vs. Washington State
A SUN DEVIL HAD 5 HITS IN A GAME: Andrew Romine, March 13, 2005 vs. Western Illinois (5-for-5, 4 RBI)
A SUN DEVIL HAD 6 HITS IN A GAME: Travis Buck, March 13, 2005 vs. Western Illinois (6-for-8, 3 RBI)
A SUN DEVIL HAD 7 HITS IN A GAME: Jerry Mantlo, Feb. 6, 1972, vs. Michigan
A SUN DEVIL HAD 3 DOUBLES IN A GAME: Tuffy Gosewisch, Feb. 7, 2005 vs. New Mexico State (11-10 victory)
A SUN DEVIL HAD 4 DOUBLES IN A GAME: Travis Buck, Feb. 28, 2004 vs. Connecticut (16-5 victory)
A SUN DEVIL HIT 2 TRIPLES IN A GAME: Travis Buck, March 12, 2005 vs. Western Illinois (19-1 victory at Alex Box Stadium)
A SUN DEVIL HAD 7 RBI IN A GAME: Nick Walsh, April 27, 2003 vs. Washington State
A SUN DEVIL HAD 8 RBI IN A GAME: Travis Buck, Feb. 29, 2004 vs. UConn (5-for-5, HR, 2B)
A SUN DEVIL HAD 9 RBI IN A GAME: Jeremy West, April 27, 2003 vs. Washington State
A SUN DEVIL STOLE 4 BASES IN A GAME: Rocky Laguna, Feb. 7, 2005 vs. New Mexico State (ties school record)
A SUN DEVIL STRAIGHT STEAL OF HOME: Colin Curtis, Feb. 20, 2004 vs. Lamar (Reckling Park, Houston, Texas, 8th inning)
A SUN DEVIL STRUCK OUT FOUR OR MORE TIMES IN A GAME: Jeff Larish, March 4, 2005 vs. North Carolina
A SUN DEVIL WALKED FOUR TIMES IN A GAME: Colin Curtis, March 4, 2005 vs. North Carolina (0-for-1, 4 BB, HBP)
A SUN DEVIL HITTER STRANDED SIX RUNNERS ON BASE: Tuffy Gosewisch (6), January 28, 2005 vs. Long Beach State
A SUN DEVIL RECORDED 13 TOTAL BASES: Jeremy West (14), April 27, 2003 vs. Washington State (3 HR, 2 1B)
A SUN DEVIL HAD TWO SAC BUNTS IN A GAME: Travis Buck, April 23, 2005 at Washington State
A SUN DEVIL SCORED FIVE RUNS IN A GAME: Jeff Larish, March 13, 2005 vs. Western Illinois (6 runs scored)
A SUN DEVIL WAS HIT BY PITCHES TWO OR MORE TIMES: Travis Buck (2), April 25, 2003 vs. Washington State
AN OPPONENT HIT TWO HOME RUNS IN ONE GAME: Ryan Patterson (LSU), March 13, 2005 at Alex Box Stadium
AN OPPONENT HIT A WALK-OFF HOME RUN: Jodran Brown (Arizona), Feb. 15, 2005 at Kindall Field (2-run HR in 14th inning)
AN OPPONENT HIT A LEADOFF HOME RUN: Nathan Southard (Tulane), Feb. 18, 2005 at Turchin Stadium (off Jason Urquidez)

Pitching Categories:

A SUN DEVIL PITCHER THREW A NO-HITTER: Kevin Rawitzer, March 2, 1993, vs. Southern Utah (ASU 7, SUU 0)
A SUN DEVIL PITCHER THREW A PERFECT GAME: Eddie Bane, March 2, 1973, vs. Cal State Northridge (ASU 9, CSUN 0)
A SUN DEVIL PITCHER THREW A ONE-HITTER: Drew Friedberg, Jan. 24, 1999, vs. Hawaii-Hilo (ASU 10, Hilo 0)
A SUN DEVIL PITCHER THREW A TWO-HITTER: Will Waldrip, Jan. 23, 1999, vs. Hawaii-Hilo (ASU 3, Hilo 0)
ARIZONA STATE WAS NO-HIT: Phil Keller (Stanford), March 23, 1970 (Stanford 1, ASU 0)
ARIZONA STATE WAS ONE-HIT: Alan Dunn/Tim Meacham (Alabama), June 10, 1983 (Alabama 6, ASU 0)
A SUN DEVIL PITCHER THREW A COMPLETE GAME: Erik Averill, March 19, 2005 vs. Oklahoma (5-1 victory)
A SUN DEVIL PITCHER THREW A COMPLETE GAME SHUTOUT: Erik Averill, Feb. 4, 2005 vs. New Mexico State (12-0 victory)
A SUN DEVIL PITCHER THREW BACK-TO-BACK COMPLETE GAMES: Erik Averill (2/4, 2/12, 2005)
AN OPPOSING PITCHER THREW A COMPLETE GAME: Mark Romanczuk (Stanford), March 24, 2003 (4-2 Stanford Win)
THE SUN DEVILS SHUT OUT AN OPPONENT (1 OR MORE PITCHERS): Ohio State (3-0), March 6, 2005 (2 times in 2005)
THE SUN DEVILS WERE SHUT OUT: Gonzaga, February 13, 2005 (Gonzaga 2, ASU 0)
A SUN DEVIL STRUCK OUT 10 OR MORE BATTERS IN A GAME: Erik Averill (14), Feb. 4, 2005 vs. New Mexico State (CG)
A SUN DEVIL STRUCK OUT 15 OR MORE BATTERS IN A GAME: Mike Eposito (17), March 29, 2002 vs. UW
AN OPPOSING PITCHER STRUCK OUT 10 OR MORE SUN DEVILS: Andrew Miller, North Carolina, (12), March 4, 2005 (at East Carolina)
THE SUN DEVIL PITCHING STAFF DID NOT WALK A BATTER: at New Mexico State, Feb. 4, 2005 (12-0 win)
A SUN DEVIL PITCHER RECORDED 10 WINS IN A SEASON: Jason Urquidez (2004) -- 12-3
A SUN DEVIL PITCHER HIT THREE BATTERS IN A GAME: Jeff Mousser (3), April 4, 2004 vs. USC (10-3 loss at Packard Stadium)

Fielding Categories:

THE SUN DEVILS HAD NO ERRORS IN A GAME: March 11, 2005 (6-5 loss to #5 LSU) - 3 times in 2005.
THE SUN DEVILS COMMITTED FIVE ERRORS IN A GAME: February 27, 2005 vs. #8 Baylor (8-7 loss in 10 innings)
A SUN DEVIL COMMITTED THREE OR MORE ERRORS IN A GAME: Jeff Landry, March 13, 2005 at LSU (3)
A SUN DEVIL HAD 15 OR MORE PUTOUTS IN A GAME: Tuffy Gosewisch (16), Feb. 8, 2004 vs. Florida State
A SUN DEVIL HAD 20 OR MORE PUTOUTS IN A GAME: Jeff Phelps (21), March 6, 1999, vs. Stanford
A SUN DEVIL HAD EIGHT OR MORE ASSISTS IN A GAME: Dennis Wyrick (SS), Feb. 6, 2000, vs. Florida State
THE SUN DEVILS TURNED FIVE DOUBLE PLAYS IN A GAME: May 7, 1999, vs. Washington (Husky Ballpark)
THE SUN DEVILS TURNED A TRIPLE PLAY: April 16, 2004 at UCLA (Travis Buck (RF), Dustin Pedroia (SS), Seth Dhaenens (3B)).

Scoring and Misc. Categories:

THE SUN DEVILS RECORDED 20 OR MORE HITS: 35, March 13, 2005 vs. Western Illinois (school record in hits)
THE SUN DEVILS RECORDED 20 HITS IN BACK-TO-BACK GAMES: March 12-13 vs. Western Illinois (23/35)
THE SUN DEVILS SCORED 20 OR MORE RUNS: 30, March 13, 2005 vs. Western Illinois (30-13 victory in Baton Rouge, La.)
THE SUN DEVILS SCORED 30 OR MORE RUNS: 30, March 13, 2005 vs. Western Illinois (30-13 victory in Baton Rouge, La.)
THE SUN DEVILS SCORED 10 OR MORE RUNS IN AN INNING: (15 - 9th), March 13, 2005 vs. Western Illinois (16 hits, 15 runs)
THE SUN DEVILS LEFT 15 OR MORE RUNNERS ON BASE: Florida State (15) -- 12-6 win at Packard Stadium.
ASU SWEEP A THREE-GAME PAC-10 SERIES: Oregon State; May 14-16, 2004 (9-3, 3-1, 8-4)
ASU WAS SWEEP IN A PAC-10 SERIES: at UCLA, April 16-18, 1999 (11-10 L, 9-3 L, 8-6 L)
ASU WAS SWEEP IN A PAC-10 SERIES AT HOME: vs. USC, March 27-29, 1997 at Packard Stadium (12-7 L, 15-4 L, 11-7 L)
THE SUN DEVILS PLAYED EXTRA INNINGS: Baylor, Feb. 27, 2005 at Packard Stadium (8-7 loss in 10 innings)
THE SUN DEVILS PLAYED 14 OR MORE INNINGS: at Arizona, Feb. 15, 2005 at Kindall Field at Sancet Stadium (7-6 loss on walk-off HR)
THE SUN DEVILS PLAYED BACK-TO-BACK EXTRA-INNING GAMES: Feb. 27, 2005 (Baylor - 10) and Mar. 4, 2005 (North Carolina - 11)
ASU PLAYED A GAME OVER 5 HOURS: at Arizona, Feb. 15, 2005, 5:13 (7-6 loss in 14 innings)



2005 Arizona State Baseball Roster

No.	Player	POS	B/T	HT	WT	YR/EXP	Hometown (High School/Last School)
2	J.J. Sferra	OF	L/L	5-11	150	Fr./HS	Phoenix, Ariz. (Mountain Pointe)
3	Jeff Landry	UTL	R/R	5-8	160	Fr./RS*	Walnut Creek, Calif. (Clayton Valley)
4	Travis Buck	OF/3B	L/R	6-2	205	Jr./2V	Richland, Wash. (Richland)
5	Joey Hooft	3B	R/R	5-10	175	Sr./TR	Reno, Nev. (Galena HS/Univ. of Miami)
6	Seth Dhaenens	UTL	L/R	6-1	180	So./1V*	Chandler, Ariz. (Mountain Pointe)
7	Vinny Biancamano	INF	R/R	6-0	180	Fr./HS	Glendale, Ariz. (Cactus)
9	Colin Curtis	OF	L/L	6-1	195	So./1V	Issaquah, Wash. (Issaquah)
11	Jeff Larish	1B/OF	L/R	6-2	210	Sr./3V	Tempe, Ariz. (McClintock)
12	Andrew Romine	SS	B/R	6-2	170	Fr./HS	Lake Forest, Calif. (Trabuco Hills)
13	Austin Stockfisch	C	B/R	6-1	165	Fr./HS	Scottsdale, Ariz. (Desert Mountain)
14	Rocky Laguna	OF	L/R	6-0	170	Fr./RS*	Yuma, Ariz. (Kofa)
15	Joe Persichina	2B	L/R	6-0	190	So./1V	Rolling Hills Estates, Calif. (Peninsula)
16	Greg Bordes	UTL	R/R	5-9	150	Fr./HS	Mesa, Ariz. (Dobson)
17	Seth Garrison	RHP	B/R	6-3	185	Fr./HS	Coppell, Texas (Coppell)
18	Willy Fox	1B	R/R	5-11	190	Fr./HS	Scottsdale, Ariz. (Desert Mountain)
19	Joel Bocchi^	C	R/R	5-11	200	Sr./3V	Phoenix, Ariz. (Desert Vista)
21	Quentin Andes	RHP	R/R	6-2	200	So./1V	Albuquerque, NM (Cibola)
25	Eric Williams	OF	B/L	5-10	170	Fr./RS*	Carmel, NY (Trinity-Pawling)
28	Eric Sogard	3B	L/R	5-9	170	Fr./HS	Phoenix, Ariz. (Thunderbird)
30	Drew Bowman	LHP	B/L	6-3	180	Fr./HS	Morrison, Colo. (Dakota Ridge)
31	Kevin Dryanski	RHP	R/R	6-1	225	Jr./TR	Phoenix, Ariz. (Mountain Pointe/Hutchinson CC)
34	Jason Urquidez	RHP	R/R	6-2	170	Sr./1V	Simi Valley, Calif. (Royal/Central Arizona)
36	DJ Butler	OF	L/R	6-0	195	Fr./HS	Benicia, Calif. (Benicia)
37	Zechry Zinicola	RHP/DH	R/R	6-1	225	So./1V	San Bernadino, Calif. (Arlington)
39	Tuffy Gosewisch	C	R/R	6-0	185	Sr./3V	Scottsdale, Ariz. (Horizon)
40	Pat Bresnehan	RHP	R/R	6-1	200	So./1V	Sherborn, Mass. (Dover Sherborn)
41	Josh Satow	LHP	L/L	5-9	160	Fr./HS	Scottsdale, Ariz. (Desert Mountain)
45	Erik Averill	LHP	L/L	6-2	195	Jr./2V	Orange, Calif. (Villa Park)
47	Ty Marotz	RHP	R/R	6-2	200	Sr./1V*	Crystal Lake, Ill. (Crystal Lake Central/Mesa CC)
49	Brett Bordes	LHP	L/L	5-10	165	Jr./2V	Mesa, Ariz. (Dobson)
50	Tony Barnette	RHP	R/R	6-2	175	Jr./TR	Federal Way, Wash. (Thomas Jefferson/CAC)

* - Has utilized redshirt year

^ - Scheduled to redshirt in 2005

Head Coach: 42 - Pat Murphy (11th year)

Assistant Coaches:

62 - Jay J. Sferra (10th year) - Outfielders/Recruiting/Team Offense

10 - Tim Esmay (1st year/5th year overall at ASU) - Infielders/Team Defense

35 - Jack Krawczyk (1st year) - Pitching/Camp Director/Summer Placement

Director of Baseball Operations: Graham Rossini (6th year)

Operations, Video and Equipment Assistant: Steve Kirkman (7th year)

Manager: Jeff Mousser (1st year)

Manager: Carlos Arguello (2nd year)

Office Assistant: Sammie Nakama (3rd year)

Sports Medicine/Rehabilitation: Kenny McCarty (8th year)

Media Relations: Jeff Evans (5th year)

